


U.S. Department of Homeland Security
Federal Emergency Management
Agency Washington, DC 20472



FEMA

**Grant Programs Directorate
Information Bulletin No. 490
July 21, 2023**

MEMORANDUM FOR: All State Administrative Agency Heads
All State Administrative Agency Points of Contact
All Urban Area Security Initiative Points of Contact
All State Homeland Security Directors
All State Emergency Management Agency Directors
All Eligible Regional Transit Agencies
All Private Sector Transportation Security Partners
All Public and Private Sector Port Security Partners
All Tribal Nation Points of Contact

FROM: Pamela S. Williams 
Assistant Administrator
Grant Programs Directorate

SUBJECT: Fiscal Year 2023 Preparedness Grant Programs
Final Allocation Announcement

The Federal Emergency Management Agency (FEMA), a component of the U.S. Department of Homeland Security (DHS), is announcing the final awards and allocations under the Fiscal Year (FY) 2023 preparedness grant programs. These programs include:

- Homeland Security Grant Program (HSGP)
 - State Homeland Security Program¹
 - Urban Area Security Initiative¹
 - Operation Stonegarden
- Tribal Homeland Security Grant Program (THSGP)
- Nonprofit Security Grant Program (NSGP)
- Port Security Grant Program (PSGP)
- Transit Security Grant Program (TSGP)
- Intercity Passenger Rail (IPR) Program – Amtrak¹

¹ Final allocations for these programs were announced on February 27, 2023, as part of the Notices of Funding Opportunity release.

- Intercity Bus Security Grant Program (IBSGP)
- Emergency Management Performance Grant (EMPG) Program¹

The total amount of funds allocated for the FY 2023 Preparedness Grant Programs announced in this Information Bulletin is \$2,000,100,000².

FY 2023 Homeland Security Grant Program (HSGP)

The HSGP includes a suite of risk-based grants to assist state, local, and tribal efforts in obtaining the resources required to support the National Preparedness Goal's associated mission areas and core capabilities to build a culture of preparedness. The grants included under HSGP are:

*State Homeland Security Program (SHSP)*³. The FY 2023 SHSP provides \$415 million to support the implementation of state homeland security strategies to address identified planning, organization, equipment, training, and exercise needs to prevent, protect against, prepare for, and respond to acts of terrorism. These funds may also be used to implement initiatives based on capability targets and gaps identified during the Threat and Hazard Identification and Risk Assessment (THIRA) process and assessed in the Stakeholder Preparedness Review (SPR) (See Table 1).

*Urban Area Security Initiative (UASI)*³. The FY 2023 UASI Program provides \$615 million to address the unique planning, organization, equipment, training, and exercise needs of high-risk urban areas, and assists them in building an enhanced and sustainable capacity to prevent, protect against, prepare for, and respond to acts of terrorism (See Table 2).

*Operation Stonegarden (OPSG)*³. In FY 2023, OPSG provides \$90 million to enhance cooperation and coordination among local, tribal, territorial, state, and federal law enforcement agencies in a joint mission to secure the United States' borders along routes of ingress from international borders, to include travel corridors in states bordering Mexico and Canada, as well as states and territories with international water borders (See Table 3).

FY 2023 Tribal Homeland Security Grant Program (THSGP)

The FY 2023 THSGP provides \$15 million directly to eligible tribes via a competitive process to help strengthen the nation against risks associated with potential terrorist attacks by helping eligible

² The following FY 2023 grant programs are not part of this announcement and will be awarded separately: Assistance to Firefighters Grant (AFG) Program (\$324 million), Staffing for Adequate Fire and Emergency Response (SAFER) Grant Program (\$360 million), Fire Prevention and Safety (FP&S) Grant Program (\$36 million), Regional Catastrophic Preparedness Grant Program (\$12 million), and Presidential Residence Protection Assistance Grant Program (\$3 million).

³ Per section 2006 of the *Homeland Security Act of 2002* (codified as amended at 6 U.S.C. § 607), DHS/FEMA is required to ensure that at least 25% of grant funding appropriated for grants awarded under HSGP's authorizing statute are used for law enforcement terrorism prevention activities (LETPA). By policy, DHS/FEMA increased that requirement to 35% for FY 2023. DHS/FEMA meets this requirement, in part, by requiring all SHSP and UASI recipients to ensure that at least 35% of the combined HSGP funds allocated under SHSP and UASI are dedicated towards LETPAs, as defined in 6 U.S.C. § 607. The LETPA allocation can be from SHSP, UASI, or both. Since the majority of OPSG funds are already used for LETPAs, this is not an additional requirement for OPSG

tribes in obtaining the resources required to support the National Preparedness Goal's mission areas and core capabilities as they apply to tribal lands (See Table 4).

FY 2023 Nonprofit Security Grant Program (NSGP)

The FY 2023 NSGP provides \$305 million in funding support for facility hardening and other physical security enhancements and activities to nonprofit organizations that are at a high risk of a terrorist attack. Of this amount, \$152.5 million is available to nonprofit organizations located within one of the FY 2023 UASI-designated high-risk urban areas (NSGP-Urban Area or NSGP-UA). of the additional \$152.5 million is appropriated for nonprofit organizations located outside of the FY 2023 UASI-designated urban areas (NSGP-State or NSGP-S). The intent of the FY 2023 NSGP is to award grant funding to assist nonprofit organizations in obtaining the resources required to support and integrate the preparedness activities of nonprofit organizations that are at high risk of a terrorist attack with broader state and local preparedness efforts. NSGP is also designed to promote coordination and collaboration in emergency preparedness activities among public and private community representatives, as well as state and local government agencies (See Tables 5 and 6).

FY 2023 Port Security Grant Program (PSGP)

The FY 2023 PSGP provides \$100 million for transportation infrastructure security activities to implement Area Maritime Transportation Security Plans and facility security plans among port authorities, facility operators, and state and local government agencies required to provide port security services. The intent of the FY 2023 PSGP is to competitively award grant funding to assist ports in obtaining the resources required to support the development and sustainment of core capabilities identified in the National Preparedness Goal of a secure and resilient nation (See Table 7).

FY 2023 Transit Security Grant Program (TSGP)

The FY 2023 TSGP provides \$93 million to the nation's public transportation agencies serving historically eligible UASI-designated high-risk urban areas for enhancement of security measures at critical transit infrastructure including bus, ferry, and rail systems. The intent of the FY 2023 TSGP is to competitively award grant funding to assist public transportation agencies in obtaining the resources required to support the development and sustainment of core capabilities identified in the National Preparedness Goal of a secure and resilient nation (See Table 8).

FY 2023 Intercity Passenger Rail (IPR) Program - Amtrak

The FY 2023 IPR provides \$10 million to Amtrak to develop security enhancements for eligible intercity passenger rail operations. The intent of the FY 2023 IPR is to grant funding to assist the Amtrak rail system in obtaining the resources required to support the National Preparedness Goal's associated mission areas and core capabilities. Amtrak is the only recipient under the IPR Program.

FY 2023 Intercity Bus Security Grant Program (IBSGP)

The FY 2023 IBSGP provides \$2 million to owners and operators of intercity bus systems providing service to, from, or through historically eligible UASI-designated high-risk urban areas to protect critical surface transportation infrastructure and the traveling public from acts of terrorism and to increase the resilience of transit infrastructure. The intent of the FY 2023 IBSGP is to competitively award grant funding to assist these owners and operators in developing the capabilities necessary to support the National Preparedness Goal of a secure and resilient nation (See Table 9).

FY 2023 Emergency Management Performance Grant (EMPG) Program

The FY 2023 EMPG provides \$355.1 million to state, local, tribal, and territorial governments to prepare for all hazards. The intent of the FY 2023 EMPG grant funding is to award grant funding to assist emergency management agencies to implement the National Preparedness System and to support the National Preparedness Goal of a secure and resilient nation (See Table 10).

Pursuant to Article X of the Federal Programs and Services Agreement of the *Compact of Free Association Amendments Act of 2003*, Pub. L. No. 108-188, a set amount of funds (\$100,000 total) are also available from the Disaster Relief Fund for the Federated States of Micronesia and for the Republic of the Marshall Islands (See Table 11).

**FY 2023 State Homeland Security Program (SHSP) Allocations
(Table 1)**

State/Territory	FY 2023 SHSP Allocation	State/Territory	FY 2023 SHSP Allocation
Alabama	\$4,847,500	Montana	\$4,847,500
Alaska	\$4,847,500	Nebraska	\$4,847,500
American Samoa	\$1,108,000	Nevada	\$4,847,500
Arizona	\$4,847,500	New Hampshire	\$4,847,500
Arkansas	\$4,847,500	New Jersey	\$7,074,841
California	\$57,035,623	New Mexico	\$4,847,500
Colorado	\$4,847,500	New York	\$68,033,267
Connecticut	\$4,847,500	North Carolina	\$5,085,387
Delaware	\$4,847,500	North Dakota	\$4,847,500
District of Columbia	\$5,085,387	Northern Mariana Islands	\$1,108,000
Florida	\$9,343,905	Ohio	\$6,190,947
Georgia	\$5,288,656	Oklahoma	\$4,847,500
Guam	\$1,108,000	Oregon	\$4,847,500
Hawaii	\$4,847,500	Pennsylvania	\$8,136,252
Idaho	\$4,847,500	Puerto Rico	\$4,847,500
Illinois	\$13,894,910	Rhode Island	\$4,847,500
Indiana	\$4,847,500	South Carolina	\$4,847,500
Iowa	\$4,847,500	South Dakota	\$4,847,500
Kansas	\$4,847,500	Tennessee	\$4,847,500
Kentucky	\$4,847,500	Texas	\$18,210,451
Louisiana	\$4,847,500	U.S. Virgin Islands	\$1,108,000
Maine	\$4,847,500	Utah	\$4,847,500
Maryland	\$7,074,841	Vermont	\$4,847,500
Massachusetts	\$6,190,947	Virginia	\$8,136,252
Michigan	\$5,085,387	Washington	\$6,190,947
Minnesota	\$4,847,500	West Virginia	\$4,847,500
Mississippi	\$4,847,500	Wisconsin	\$4,847,500
Missouri	\$4,847,500	Wyoming	\$4,847,500
Total			\$415,000,000

**FY 2023 Urban Area Security Initiative (UASI) Allocations
(Table 2)**

State	Urban Area	FY 2023 UASI Allocation
Arizona	Phoenix Area	\$5,250,000
California	Anaheim/Santa Ana Area	\$5,250,000
	Bay Area	\$36,493,265
	Los Angeles/Long Beach Area	\$66,174,270
	Riverside Area	\$3,900,000
	Sacramento Area	\$3,800,000
	San Diego Area	\$16,445,560
Colorado	Denver Area	\$3,900,000
District of Columbia	National Capital Region	\$50,360,095
Florida	Jacksonville Area	\$1,500,000
	Miami/Fort Lauderdale Area	\$14,528,750
	Orlando Area	\$3,800,000
	Tampa Area	\$3,800,000
Georgia	Atlanta Area	\$7,700,000
Hawaii	Honolulu Area	\$1,500,000
Illinois	Chicago Area	\$66,174,270
Indiana	Indianapolis Area	\$1,645,333
Louisiana	New Orleans Area	\$1,645,333
Maryland	Baltimore Area	\$3,800,000
Massachusetts	Boston Area	\$16,646,500
Michigan	Detroit Area	\$5,250,000
Minnesota	Twin Cities Area	\$5,250,000
Missouri	Kansas City Area	\$1,645,333
	St. Louis Area	\$3,800,000
Nevada	Las Vegas Area	\$5,250,000
New Jersey	Jersey City/Newark Area	\$18,631,275
New York	New York City Area	\$173,950,017
North Carolina	Charlotte Area	\$3,800,000
Ohio	Cincinnati Area	\$1,645,333
	Cleveland Area	\$1,645,333
Oregon	Portland Area	\$3,800,000
Pennsylvania	Philadelphia Area	\$16,646,500
	Pittsburgh Area	\$1,645,333
Tennessee	Nashville Area	\$1,500,000
Texas	Austin Area	\$1,500,000
	Dallas/Fort Worth/Arlington Area	\$16,646,500
	Houston Area	\$24,231,000
	San Antonio Area	\$3,800,000

State	Urban Area	FY 2023 UASI Allocation
Virginia	Hampton Roads Area	\$3,800,000
Washington	Seattle Area	\$6,250,00
Total		\$615,000,000

**FY 2023 Operation Stonegarden (OPSG) Allocations by State/Territory
(Table 3)**

State/Territory	FY 2023 OPSG Allocation
Alabama	\$100,000
Arizona	\$15,900,000
California	\$13,100,000
Florida	\$3,336,500
Georgia	\$75,000
Idaho	\$174,000
Louisiana	\$760,000
Maine	\$1,240,000
Michigan	\$1,886,500
Minnesota	\$1,062,000
Mississippi	\$305,000
Montana	\$1,530,000
New Hampshire	\$200,000
New Mexico	\$2,955,000
New York	\$2,845,000
North Dakota	\$1,540,000
Ohio	\$1,070,500
Pennsylvania	\$180,000
Puerto Rico	\$1,673,000
Texas	\$37,613,000
U.S. Virgin Islands	\$85,000
Vermont	\$800,000
Washington	\$1,569,500
Total	\$90,000,000

**FY 2023 Tribal Homeland Security Grant Program (THSGP) Allocations
(Table 4)**

State	Tribe	FY 2023 THSGP Allocation
Alabama	Poarch Band of Creek Indians	\$600,000
Alaska	Central Council Tlingit & Haida Indian Tribes of Alaska	\$1,103,484
California	Cher-Ae Heights Indian Community of the Trinidad Rancheria	\$300,002
California	Elk Valley Rancheria	\$410,575
California	Morongo Band of Mission Indians	\$1,012,311
California	Yurok Tribe	\$2,349,388
Connecticut	Mashantucket Pequot Tribal Nation	\$138,068
Florida	Seminole Tribe of Florida	\$806,879
Maine	Passamaquoddy Tribe - Pleasant Point	\$994,984
Minnesota	Bois Forte Band of Chippewa	\$823,700
New Mexico	Pueblo of Isleta	\$800,000
North Dakota	Spirit Lake Tribe	\$922,006
Oklahoma	Cherokee Nation	\$572,000
Texas	Alabama-Coushatta Tribe of Texas	\$1,316,280
Texas	Ysleta del Sur Pueblo	\$458,000
Washington	Puyallup Tribe of Indians	\$369,681
Washington	Squaxin Island Tribe	\$191,434
Washington	Suquamish Tribe of the Port Madison Reservation	\$945,208
Washington	Tulalip Tribes of Washington	\$886,000
Total		\$15,000,000

**FY 2023 Nonprofit Security Grant Program-State (NSGP-S) Allocations
(Table 5)**

State/Territory	FY 2023 NSGP-S Nonprofit Organization Allocation	State M&A Funding	Total FY 2023 State NSGP-S Allocation
Alabama	\$3,231,355	\$170,071	\$3,401,426
Alaska	\$1,411,495	\$74,289	\$1,485,784
American Samoa	\$1,156,990	\$60,894	\$1,217,884
Arizona	\$1,573,344	\$82,808	\$1,656,152
Arkansas	\$2,334,760	\$122,882	\$2,457,642
California	\$6,542,127	\$344,322	\$6,886,449
Colorado	\$2,619,860	\$137,887	\$2,757,747
Connecticut	\$3,075,570	\$161,872	\$3,237,442
Delaware	\$1,955,289	\$102,910	\$2,058,199
District of Columbia	Not Eligible (only eligible under NSGP-UA)		
Florida	\$3,175,378	\$167,125	\$3,342,503
Georgia	\$3,864,306	\$203,385	\$4,067,691
Guam	\$694,444	\$36,550	\$730,994
Hawaii	\$450,000	\$23,684	\$473,684
Idaho	\$904,702	\$47,616	\$952,318
Illinois	\$4,262,764	\$224,356	\$4,487,120
Indiana	\$3,615,620	\$190,296	\$3,805,916
Iowa	\$2,987,350	\$157,229	\$3,144,579
Kansas	\$2,434,318	\$128,122	\$2,562,440
Kentucky	\$2,831,925	\$149,049	\$2,980,974
Louisiana	\$2,976,407	\$156,653	\$3,133,060
Maine	\$2,141,808	\$112,727	\$2,254,535
Maryland	\$2,095,260	\$110,277	\$2,205,537
Massachusetts	\$3,863,340	\$203,334	\$4,066,674
Michigan	\$3,722,372	\$195,914	\$3,918,286
Minnesota	\$1,517,013	\$79,843	\$1,596,856
Mississippi	\$2,709,836	\$142,623	\$2,852,459
Missouri	\$2,846,240	\$149,802	\$2,996,042
Montana	\$1,251,186	\$65,852	\$1,317,038
Nebraska	\$2,220,000	\$116,842	\$2,336,842
Nevada	\$1,068,364	\$56,230	\$1,124,594
New Hampshire	\$2,104,092	\$110,742	\$2,214,834
New Jersey	\$2,588,450	\$136,234	\$2,724,684
New Mexico	\$2,455,565	\$129,240	\$2,584,805

State/Territory	FY 2023 NSGP-S Nonprofit Organization Allocation	State M&A Funding	Total FY 2023 State NSGP-S Allocation
New York	\$4,424,000	\$232,842	\$4,656,842
North Carolina	\$4,670,388	\$245,810	\$4,916,198
North Dakota	\$1,602,898	\$84,363	\$1,687,261
Northern Mariana Islands	\$48,135	\$2,533	\$50,668
Ohio	\$5,182,707	\$272,774	\$5,455,481
Oklahoma	\$3,254,566	\$171,293	\$3,425,859
Oregon	\$2,284,019	\$120,212	\$2,404,231
Pennsylvania	\$3,678,004	\$193,579	\$3,871,583
Puerto Rico	\$670,000	\$35,263	\$705,263
Rhode Island	\$2,128,367	\$112,019	\$2,240,386
South Carolina	\$3,470,157	\$182,640	\$3,652,797
South Dakota	\$1,947,875	\$102,520	\$2,050,395
Tennessee	\$3,688,685	\$194,141	\$3,882,826
Texas	\$5,872,673	\$309,088	\$6,181,761
U.S. Virgin Islands	\$883,954	\$46,524	\$930,478
Utah	\$2,842,876	\$149,625	\$2,992,501
Vermont	\$1,952,340	\$102,755	\$2,055,095
Virginia	\$3,295,070	\$173,425	\$3,468,495
Washington	\$2,784,723	\$146,564	\$2,931,287
West Virginia	\$2,203,320	\$115,964	\$2,319,284
Wisconsin	\$3,738,370	\$196,756	\$3,935,126
Wyoming	\$1,570,343	\$82,650	\$1,652,993
Total	\$144,875,000	\$7,625,000	\$152,500,000

FY 2023 Nonprofit Security Grant Program-Urban Area (NSGP-UA)
Allocations by Urban Area and State
(Table 6)

FY 2023 Nonprofit Security Grant Program (NSGP) - Urban Area (UA)							
State	Urban Area	By Urban Area		By State			
		Total Funded	FY 2023 NSGP-UA Allocation	Total Funded	FY 2023 NSGP-UA Nonprofit Organization Allocation	State M&A Funding	Total FY 2023 State NSGP-UA Allocation
Arizona	Phoenix Area	18	\$2,298,598	18	\$2,298,598	\$120,979	\$2,419,577
California	Anaheim/Santa Ana Area	8	\$1,022,678	114	\$16,296,395	\$857,705	\$17,154,100
	Bay Area	44	\$6,277,664				
	Los Angeles/Long Beach Area	36	\$5,345,125				
	Riverside Area	4	\$551,500				
	Sacramento Area	14	\$1,964,078				
	San Diego Area	8	\$1,135,350				
Colorado	Denver Area	19	\$2,716,267	19	\$2,716,267	\$142,961	\$2,859,228
District of Columbia	National Capital Region	56	\$7,731,981	56	\$7,731,981	\$406,945	\$8,138,926
Florida	Jacksonville Area	6	\$895,000	74	\$10,883,825	\$572,833	\$11,456,658
	Miami/Fort Lauderdale Area	53	\$7,843,005				
	Orlando Area	8	\$1,200,000				
	Tampa Area	7	\$945,820				
Georgia	Atlanta Area	16	\$2,288,869	16	\$2,288,869	\$120,467	\$2,409,336
Illinois	Chicago Area	47	\$6,569,072	47	\$6,569,072	\$345,741	\$6,914,813
Indiana	Indianapolis Area	18	\$2,304,538	18	\$2,304,538	\$121,291	\$2,425,829
Louisiana	New Orleans Area	4	\$489,210	4	\$489,210	\$25,748	\$514,958
Maryland	Baltimore Area	77	\$10,519,370	77	\$10,519,370	\$553,651	\$11,073,021
Massachusetts	Boston Area	1	\$150,000	1	\$150,000	\$7,895	\$157,895
Michigan	Detroit Area	26	\$3,469,761	26	\$3,469,761	\$182,619	\$3,652,380
Minnesota	Twin Cities Area	10	\$1,249,593	10	\$1,249,593	\$65,768	\$1,315,361

FY 2023 Nonprofit Security Grant Program (NSGP) - Urban Area (UA)							
State	Urban Area	By Urban Area		By State			
		Total Funded	FY 2023 NSGP-UA Allocation	Total Funded	FY 2023 NSGP-UA Nonprofit Organization Allocation	State M&A Funding	Total FY 2023 State NSGP-UA Allocation
Missouri	Kansas City Area	9	\$1,235,634	15	\$2,108,134	\$110,954	\$2,219,088
	St. Louis Area	6	\$872,500				
Nevada	Las Vegas Area	7	\$1,040,821	7	\$1,040,821	\$54,780	\$1,095,601
New Jersey	Jersey City/ Newark Area	181	\$26,145,193	181	\$26,145,193	\$1,376,063	\$27,521,256
New York	New York City Area	212	\$31,601,705	212	\$31,601,705	\$1,663,248	\$33,264,953
North Carolina	Charlotte Area	9	\$1,168,130	9	\$1,168,130	\$61,481	\$1,229,611
Ohio	Cincinnati Area	6	\$741,515	9	\$1,191,515	\$62,711	\$1,254,226
	Cleveland Area	3	\$450,000				
Oregon	Portland Area	8	\$1,142,500	8	\$1,142,500	\$60,132	\$1,202,632
Pennsylvania	Philadelphia Area	12	\$1,659,997	15	\$2,007,248	\$105,645	\$2,112,893
	Pittsburgh Area	3	\$347,251				
Tennessee	Nashville Area	10	\$1,095,240	10	\$1,095,240	\$57,644	\$1,152,884
Texas	Austin Area	2	\$300,000	57	\$7,830,030	\$412,107	\$8,242,137
	Dallas/Fort Worth/Arlington Area	30	\$4,103,668				
	Houston Area	18	\$2,694,815				
	San Antonio Area	7	\$731,547				
Virginia	Hampton Roads Area	12	\$1,607,005	12	\$1,607,005	\$84,579.00	\$1,691,584
Washington	Seattle Area	7	\$970,000	7	\$970,000	\$51,053.00	\$1,021,053
Total		1022	\$144,875,000	1022	\$144,875,000	\$7,625,000	\$152,500,000

**FY 2023 Port Security Grant Program (PSGP) Allocations
(Table 7)**

State	Port Area	Entity Name	FY 2023 PSGP Allocation
AK	Cook Inlet	Port of Alaska	\$370,884
AL	Mobile	Alabama Department of Conservation and Natural Resources	\$46,584
AL	Mobile	Alabama State Port Authority	\$669,705
AL	Decatur	City of Decatur Fire and Rescue	\$524,572
AL	Mobile	City of Gulf Shores, Alabama	\$329,100
AL	Mobile	City of Mobile	\$504,858
AL	Mobile	Parker Towing Company Inc	\$414,706
CA	San Francisco Bay	Alameda County Fire Department	\$443,633
CA	San Francisco Bay	Angel Island Ferry	\$20,839
CA	San Francisco Bay	CALAMCO	\$300,313
CA	Los Angeles-Long Beach	City of Long Beach Harbor Department	\$2,722,875
CA	Los Angeles-Long Beach	City of Los Angeles Harbor Department	\$2,093,901
CA	San Francisco Bay	City of Oakland	\$390,000
CA	San Francisco Bay	Everport	\$49,750
CA	Los Angeles-Long Beach	Everport Terminal Services Inc	\$99,000
CA	San Francisco Bay	Golden Gate Scenic Steamship Corp.	\$29,321
CA	San Francisco Bay	Kinder Morgan	\$42,000
CA	Los Angeles-Long Beach	Long Beach Container Terminal (LBCT LLC)	\$369,165
CA	Los Angeles-Long Beach	Long Beach Police Department	\$900,000
CA	Los Angeles-Long Beach	Los Angeles County Sheriff's Department	\$375,000
CA	Los Angeles-Long Beach	Marine Exchange of Los Angeles Long Beach Harbor, Inc.	\$368,250
CA	San Francisco Bay	Martinez Oil Refinery	\$564,143
CA	San Francisco Bay	Port of Oakland	\$663,000
CA	San Francisco Bay	Port of Redwood City	\$504,611
CA	San Francisco Bay	Port of Stockton	\$499,039
CA	San Diego	San Diego Unified Port District	\$537,000
CA	San Diego	San Diego Unified Port District (Harbor Police)	\$1,440,000
CA	San Francisco Bay	San Francisco Fire Department	\$485,610
CA	San Francisco Bay	San Francisco Police Department	\$631,500
CT	Long Island Sound	City of Bridgeport	\$178,159
CT	Long Island Sound	City of New London	\$104,069
CT	Long Island Sound	City of Stamford	\$12,000
CT	Long Island Sound	Cross Sound Ferry Services, Inc.	\$25,000

State	Port Area	Entity Name	FY 2023 PSGP Allocation
CT	Long Island Sound	CT Dept. of Emergency Services and Public Protection (CT DESPP)	\$477,509
CT	Long Island Sound	McAllister Towing & Transportation Co. Inc.	\$211,500
CT	Long Island Sound	Santa Energy Corp dba Inland Fuel Terminals, Inc.	\$113,409
CT	Long Island Sound	Town of Fairfield	\$25,809
CT	Long Island Sound	Town of Greenwich Police Department	\$16,000
DC	Baltimore	District of Columbia Government DBA DC Fire & EMS	\$70,500
DE	Delaware Bay	Camden County Sheriff's Office	\$225,000
DE	Delaware Bay	Delaware City Refining Company LLC	\$398,920
DE	Delaware Bay	Delaware State Police	\$209,550
DE	Delaware Bay	State of Delaware, DNREC	\$45,135
FL	Port Everglades	Broward County Board of County Commissioners	\$1,170,810
FL	Port Canaveral	Canaveral Port Authority	\$1,434,697
FL	Pensacola	City of Fort Walton Beach	\$57,921
FL	Key West	City of Key West	\$944,819
FL	Pensacola	City of Pensacola	\$493,336
FL	Tampa Bay	City of Tampa	\$189,114
FL	Panama City	County of Walton, Office of Sheriff	\$32,668
FL	Pensacola	Escambia County Sheriff's Office	\$426,382
FL	Tampa Bay	Florida Fish and Wildlife Conservation Commission (FWC)	\$523,404
FL	Tampa Bay	Hillsborough County Sheriffs Office (HCSO)	\$505,063
FL	Jacksonville	Jacksonville Port Authority	\$825,000
FL	Jacksonville	Jacksonville Sheriff's Office	\$486,225
FL	Tampa Bay	Manatee County Port Authority	\$225,000
FL	Miami	Miami Dade County	\$1,347,368
FL	Jacksonville	Moran Towing Corporation	\$48,356
FL	Jacksonville	Nassau County Board of County Commissioners	\$320,584
FL	Tampa Bay	Pinellas County Sheriffs Office (PCSO)	\$378,768
FL	Jacksonville	St. Johns County Sheriff's Office	\$313,616
FL	Tampa Bay	Tampa Port Authority	\$505,450
GA	Savannah	Georgia Ports Authority	\$1,000,000
GA	Savannah	Moran Towing Corporation - Savannah	\$45,336
GU	Apra Harbor	Cabras Marine Corporation	\$8,752
GU	Apra Harbor	Guam Customs & Quarantine Agency	\$1,230,075
GU	Apra Harbor	Port Authority of Guam	\$124,779
HI	Honolulu	Aloha Petroleum	\$932,500
HI	Honolulu	Pacific Shipyard International	\$302,490

State	Port Area	Entity Name	FY 2023 PSGP Allocation
HI	Honolulu	Par Hawaii	\$25,000
HI	Honolulu	State of Hawaii DOT	\$364,005
IA	Mid-America - Quad Cities	Davenport Fire Department	\$600,000
IL	Southern Tip Lake Michigan	Chicago Police Department	\$443,250
IL	Mid-America - Quad Cities	East Moline Police Department	\$17,287
IL	Southern Tip Lake Michigan	Illinois Department of Natural Resources	\$75,000
IL	Mid-America - Quad Cities	Illinois State Police	\$596,250
IL	St. Louis	Illinois State Police	\$680,850
IL	St. Louis	Madison County IL EMA	\$24,930
IL	Mid-America - Quad Cities	Moline Police Department	\$21,541
IL	Peoria - Illinois Waterway Ports	Illinois State Police	\$179,250
IL	Southern Tip Lake Michigan	Navy Pier Inc	\$929,921
IL	Southern Tip Lake Michigan	Winnetka Fire Department Nonemergency	\$7,000
IN	Mount Vernon	Indiana Department of Natural Resources	\$54,675
IN	Southern Tip Lake Michigan	Indiana Department of Natural Resources Law Enforcement Division	\$111,000
KY	Paducah-Metropolis Ports	City of Paducah	\$543,750
KY	Louisville	Pleasure Ridge Park Fire Department	\$428,165
LA	Lake Charles	Calcasieu Parish Sheriff's Office	\$441,942
LA	New Orleans	Jefferson Parish Sheriff's Office	\$581,250
LA	New Orleans	Kinder Morgan Energy Partners L.P.	\$82,425
LA	Minden	Louisiana Department of Wildlife and Fisheries	\$21,380
LA	New Orleans	New Orleans Fire Department	\$114,671
LA	New Orleans	NuStar Logistics L.P.	\$29,637
LA	New Orleans	Plaquemines Port, Harbor and Terminal District	\$2,304,825
LA	New Orleans	Port of New Orleans	\$947,280
LA	New Orleans	Port of South Louisiana	\$1,423,424
LA	New Orleans	St. Bernard Port, Harbor and Terminal District	\$804,736
LA	New Orleans	St. Charles Parish Sheriff's Office	\$114,438
LA	New Orleans	St. Tammany Parish Sheriff's Office	\$578,541
MA	Boston	Boston Police Department	\$16,387
MA	Boston	Massachusetts Environmental Police	\$1,000,000
MA	Boston	Massachusetts State Police	\$589,751
MA	Boston	Quincy Police Department	\$24,999
MA	Boston	The Massachusetts Port Authority	\$123,000
MA	Boston	Town of Marblehead	\$397,203
MD	Baltimore	Maryland Natural Resources Police	\$361,680
MD	Baltimore	Maryland State Police	\$317,041

State	Port Area	Entity Name	FY 2023 PSGP Allocation
MD	Baltimore	Maryland Transportation Authority Police	\$731,250
MD	Baltimore	Prince Georges County Police Department	\$493,478
ME	Portland	Board of Harbor Commissioners for the Harbor of Portland, Maine	\$403,500
MI	Leelanau County	Leelanau County Sheriff's Office	\$409,266
MI	Manistee County	Manistee County, MI	\$273,599
MI	Detroit	The City of Detroit	\$750,000
MN	Minneapolis-St. Paul	Dakota County Sheriff's Office	\$194,287
MN	Minneapolis-St. Paul	Goodhue County Sheriff's Department	\$157,284
MN	Minneapolis-St. Paul	St. Paul Emergency Management Agency	\$225,525
MN	Minneapolis-St. Paul	St. Paul Port Authority	\$999,750
MO	Kansas City, MO	Missouri State Highway Patrol	\$3,178
MO	Kansas City	Platte County Sheriff's Office	\$21,121
MO	St. Louis, MO and IL	Missouri State Highway Patrol	\$236,659
MS	Gulfport	Mississippi Department of Marine Resources	\$239,175
MS	Pascagoula	Mississippi Department of Marine Resources	\$176,250
NC	Wilmington	County of Brunswick	\$482,688
NC	Morehead City	Moran Towing Corporation, Morehead City	\$11,117
NC	Wilmington	Moran Towing Corporation, Wilmington	\$7,883
NC	Wilmington	New Hanover County Sheriff's Office	\$3,600
NC	Morehead City	North Carolina State Ports Authority, MHC	\$230,492
NC	Wilmington	North Carolina State Ports Authority, Wilmington	\$1,000,000
NC	Morehead City	North Carolina Wildlife Resources Commission	\$247,565
NJ	New York	Borough of Carteret Fire Department	\$160,780
NJ	Delaware Bay	Borough of Paulsboro Police Department	\$25,000
NJ	Delaware Bay	Delaware River Port Authority	\$698,760
NJ	Delaware Bay	Disaster Medicine- Cooper University Hospital	\$24,263
NJ	New York	Maher Terminal	\$241,219
NJ	New York	New Jersey Dept. of Law & Public Safety	\$2,139,749
NJ	Delaware Bay	South Jersey Port Corporation	\$139,814
NJ	Delaware Bay	State of New Jersey, Department of Law & Public Safety	\$372,842
NMI	Northern Mariana Islands	Commonwealth Port Authority	\$271,584
NY	Long Island Sound	Bridgeport and Port Jefferson Steamship Company	\$300,000
NY	New York	City of Glen Cove	\$18,000
NY	Long Island Sound	County of Suffolk	\$40,500
NY	New York	Dutchess Co. Sheriff	\$525,130
NY	Buffalo	Erie County NY Sherriff's Office	\$103,125
NY	Long Island Sound	Fishers Island Ferry District	\$32,609

State	Port Area	Entity Name	FY 2023 PSGP Allocation
NY	New York	Global Companies LLC	\$573,724
NY	New York	Nassau Co. Police Department	\$2,383,070
NY	New York	New York City Fire Department	\$3,981,425
NY	New York	New York City Police Department	\$3,462,192
NY	New York	New York State Bridge Authority	\$88,460
NY	New York	New York State Police Department	\$1,344,000
NY	New York	NYS Dept. Environmental Conservation Police	\$525,000
NY	Ogdensburg Port Authority	Ogdensburg Port Authority	\$35,535
NY	New York	Port Imperial Ferry	\$23,968
NY	New York	Ports America	\$219,919
NY	New York	Rockland Co. Sheriff	\$67,500
NY	Long Island Sound	Suffolk County Sheriff's Office	\$451,154
NY	New York	Sustainable Terminal Services	\$280,625
NY	New York	Town of North Hempstead	\$24,000
NY	New York	Westchester Police Department	\$300,000
OH	Cincinnati	Cincinnati Fire Department	\$262,500
OH	Cincinnati	Cincinnati Police Department	\$55,534
OH	Cincinnati	City of Maysville	\$411,681
OH	Cincinnati	Covington Fire Department	\$19,807
OH	Cincinnati	Covington Police Department	\$20,709
OH	Cincinnati	Indiana Department of Natural Resources	\$68,206
OH	Cincinnati	Kentucky State Police	\$22,917
OH	Cincinnati	Newport Police Department	\$81,739
OH	Mid-Ohio Valley Port	Ohio Department of Natural Resources	\$43,688
OH	Toledo	Ohio Department of Natural Resources	\$43,688
OK	Muskogee	The Muskogee City-County Port Authority	\$1,000,000
OR	Columbia-Snake River System	MFSA	\$180,003
PA	Delaware Bay	City of Philadelphia - Police Department	\$93,750
PA	Pittsburgh	City of Pittsburgh	\$76,875
PA	Delaware Bay	Fish & Boat Commission, Pennsylvania	\$165,022
PA	Delaware Bay	Greenwich Terminals LLC	\$663,695
PA	Delaware Bay	Moran Towing Corporation	\$199,407
PA	Erie	Fish & Boat Commission, Pennsylvania	\$296,572
PR	San Juan	Moran Towing San Juan	\$22,668
RI	Narragansett/Mt. Hope Bays	Rhode Island Department of Public Safety	\$375,000
SC	Charleston	Berkeley County	\$416,205
SC	Charleston	Charleston County Sheriff's Office	\$139,488
SC	Charleston	City of Charleston	\$411,480

State	Port Area	Entity Name	FY 2023 PSGP Allocation
SC	Charleston	Moran Towing Corporation	\$77,098
SC	Charleston	South Carolina Dept of Natural Resources	\$212,156
SC	Charleston	South Carolina Law Enforcement Division	\$300,000
SC	Charleston	South Carolina State Ports Authority	\$260,749
SC	Charleston	Town of Mount Pleasant	\$118,265
TN	Memphis	City of Memphis Fire Department	\$526,580
TN	Memphis	City of West Memphis	\$650,201
TN	Memphis	Shelby County Sheriff's Office	\$187,154
TX	Houston-Galveston	Baytown	\$415,275
TX	Houston-Galveston	Chambers County	\$52,140
TX	Houston-Galveston	City of Houston	\$1,827,339
TX	Houston-Galveston	Harris County	\$1,473,035
TX	Houston-Galveston	Jacintoport International LLC	\$91,311
TX	Sabine-Neches River	Jefferson County Texas	\$235,803
TX	Sabine-Neches River	Kinder Morgan Energy Partners L.P.	\$25,850
TX	Sabine-Neches River	Moran Towing Corporation	\$100,575
TX	Sabine-Neches River	Orange County Navigation & Port District	\$644,501
TX	Freeport	Port Freeport	\$529,500
TX	Sabine-Neches River	Port of Beaumont Navigation District of Jefferson County	\$228,310
TX	Corpus Christi	Port of Corpus Christi Authority	\$2,312,500
TX	Houston-Galveston	Port of Houston Authority	\$1,332,661
TX	Sabine-Neches River	Port of Port Arthur Navigation District	\$2,183,164
TX	Houston-Galveston	Port of Texas City Security Council	\$108,908
TX	Victoria-Port Lavaca-Point Comfort	Port of Victoria	\$18,750
TX	Sabine-Neches River	South East Texas Regional Planning Commission (SETRPC)	\$323,527
TX	Corpus Christi	Texas Department of Public Safety	\$350,000
TX	Houston-Galveston	Texas International Terminal	\$385,000
TX	Houston-Galveston	Texas Parks And Wildlife	\$178,997
TX	Sabine-Neches River	Texas Parks and Wildlife Department	\$70,015
VA	Hampton Roads	City of Chesapeake Fire Department	\$24,886
VA	Hampton Roads	City of Newport News Police Dept	\$62,460
VA	Hampton Roads	City of Norfolk Police Dept	\$465,945
VA	Hampton Roads	City of Suffolk Police Dept	\$31,500
VA	Hampton Roads	City of Virginia Beach Police Dept	\$327,820
VA	Hampton Roads	Kinder Morgan Energy Partners LP	\$45,250
VA	Hampton Roads	Poquoson Fire/Rescue	\$24,900

State	Port Area	Entity Name	FY 2023 PSGP Allocation
VA	Hampton Roads	Virginia Port Authority	\$1,112,625
WA	Puget Sound	City of Seattle - Seattle Fire Department	\$223,444
WA	Puget Sound	Everport Terminal Services Inc.	\$59,000
WA	Puget Sound	Port of Everett	\$86,277
WA	Puget Sound	Port of Olympia	\$320,543
WA	Puget Sound	Seattle Police Department	\$63,493
WA	Puget Sound	U.S. Oil and Refining Co.	\$848,750
WA	Puget Sound	WA Department of Fish and Wildlife	\$450,000
WA	Columbia-Snake River System	Walla Walla Co Sheriff Office	\$249,202
WA	Puget Sound	Washington State Ferries	\$994,933
WI	Duluth-Superior	City of Superior	\$135,194
WI	Green Bay	Wisconsin Department of Natural Resources	\$281,250
Total			\$100,000,000

**FY 2023 Transit Security Grant Program (TSGP) Allocations
(Table 8)**

State	Agency	FY 2023 TSGP Allocation
California	San Francisco Municipal Transportation Agency (SFMTA)	\$1,420,118
	Transbay Joint Powers Authority	\$110,000
Colorado	Denver Regional Transportation District	\$429,977
District of Columbia	Washington Metropolitan Area Transit Authority	\$4,525,718
Hawaii	City and County of Honolulu Department of Transportation Services	\$804,504
Illinois	Chicago Transit Authority (CTA)	\$13,085,970
	Northeast Illinois Commuter Railroad Corporation (METRA)	\$1,200,000
Missouri	Bi-State Development Agency (Metro)	\$970,200
New Jersey	Delaware River Port Authority (DRPA)	\$300,486
	New Jersey Transit	\$20,960,823
	Port Authority of New York and New Jersey (PANYNJ)	\$3,175,690
New York	Metropolitan Transportation Authority (MTA)	\$31,655,159
Oregon	Lane Transit District	\$2,137,693
Pennsylvania	Southeastern Pennsylvania Transportation Authority	\$10,982,488
Washington	King County Department of Transportation	\$1,241,174
Total		\$93,000,000

**FY 2023 Intercity Bus Security Grant Program (IBSGP) Allocations
(Table 9)**

State	Operator	FY 2023 IBSGP Allocation
California	Lux Bus America Co.	\$157,025
California	BT&T Travel, Inc. dba Best Tours & Travel	\$23,037
Florida	Astro Travel & Tours Inc	\$25,541
Florida	Escot Bus Lines	\$63,575
Florida	A Candies Coachwork, Inc.	\$43,943
Illinois	Aries Charter Transportation, Inc.	\$223,577
Kansas	Ottawa Bus Service, dba Crossroad Tours	\$25,425
Maryland	Dillons Bus Service, Inc.	\$23,628
Massachusetts	Peter Pan Bus Lines, Inc.	\$48,711
New Jersey	Academy Express, LLC	\$242,565
New Jersey	Coach USA, Inc.	\$323,595
New Jersey	Suburban Trails, Inc.	\$20,155
New Jersey	Hudson Transit Lines, Inc.	\$58,469
Pennsylvania	Trans-Bridge Lines	\$81,388
Pennsylvania	David Thomas Tours Inc	\$20,274
Texas	Greyhound Lines, Inc.	\$364,350
Texas	Star Shuttle, Inc. dba Star Shuttle and Charter	\$23,747
Virginia	Quick-Livick, Incorporated	\$40,949
Wisconsin	Lamers Bus Lines, Inc.	\$190,046
Total		\$2,000,000

**FY 2023 Emergency Management Performance Grant (EMPG) Program Allocations
(Table 10)**

State	FY 2023 EMPG Allocation
Alabama	\$5,871,149
Alaska	\$3,126,369
Arizona	\$7,315,970
Arkansas	\$4,588,359
California	\$27,342,079
Colorado	\$6,355,283
Connecticut	\$4,955,472
Delaware	\$3,306,466
District of Columbia	\$3,087,304
Florida	\$16,728,655
Georgia	\$9,563,081
Hawaii	\$3,573,185
Idaho	\$3,888,616
Illinois	\$10,618,545
Indiana	\$6,983,261
Iowa	\$4,686,295
Kansas	\$4,519,759
Kentucky	\$5,515,786
Louisiana	\$5,565,065
Maine	\$3,538,497
Maryland	\$6,560,623
Massachusetts	\$7,077,439
Michigan	\$9,007,410
Minnesota	\$6,277,669
Mississippi	\$4,521,598
Missouri	\$6,569,031
Montana	\$3,372,527
Nebraska	\$3,906,884
Nevada	\$4,671,913
New Hampshire	\$3,544,752
New Jersey	\$8,518,986
New Mexico	\$3,998,839
New York	\$15,105,029
North Carolina	\$9,427,823
North Dakota	\$3,155,253
Ohio	\$10,096,254

State	FY 2023 EMPG Allocation
Oklahoma	\$5,204,356
Oregon	\$5,343,682
Pennsylvania	\$10,865,140
Rhode Island	\$3,354,105
South Carolina	\$6,002,888
South Dakota	\$3,237,813
Tennessee	\$7,121,300
Texas	\$21,651,216
Utah	\$4,800,294
Vermont	\$3,071,660
Virginia	\$8,153,446
Washington	\$7,585,716
West Virginia	\$3,784,991
Wisconsin	\$6,388,552
Wyoming	\$3,030,127
Puerto Rico	\$4,699,746
U.S. Virgin Islands	\$942,605
American Samoa	\$918,933
Guam	\$984,776
Northern Mariana Islands	\$917,428
Total	\$355,000,000

**FY 2023 Emergency Management Performance Grant (EMPG) Program Allocations
(Table 11)**


State	FY 2023 EMPG Allocation
Republic of the Marshall Islands	\$50,000
Federated States of Micronesia	\$50,000
Total	\$100,000



FEMA

**Grant Programs Directorate
Information Bulletin No. 476
August 17, 2022**

MEMORANDUM FOR: State Administrative Agency Heads
State Administrative Agency Points of Contact
Urban Area Security Initiative Points of Contact
State Homeland Security Directors
State Emergency Management Agency Directors
Eligible Regional Transit Agencies
Private Sector Transportation Security Partners
Public and Private Sector Port Security Partners
Tribal Nation Points of Contact

FROM: Pamela S. Williams 
Assistant Administrator
Grant Programs Directorate

SUBJECT: Fiscal Year 2022 Preparedness Grant Programs Final Allocation
Announcement

The Federal Emergency Management Agency (FEMA), a component of the Department of Homeland Security (DHS), is announcing the final awards and allocations under the Fiscal Year (FY) 2022 preparedness grant programs. These are:

- Homeland Security Grant Program (HSGP)
 - State Homeland Security Program¹
 - Urban Area Security Initiative¹
 - Operation Stonegarden
- Tribal Homeland Security Grant Program (THSGP)
- Nonprofit Security Grant Program (NSGP)
- Port Security Grant Program (PSGP)
- Transit Security Grant Program (TSGP)
- Intercity Passenger Rail (IPR) Program – Amtrak¹
- Intercity Bus Security Grant Program (IBSGP)
- Emergency Operations Center Grant Program (EOCGP)¹

¹ Final allocations for these programs were announced on May 13, 2022, as part of the Notices of Funding Opportunity release.

The total amount of funds allocated for the FY 2022 Preparedness Grant Programs announced in this Information Bulletin is \$1,639,176,403.²

FY 2022 Homeland Security Grant Program (HSGP)

The HSGP includes a suite of risk-based grants to assist state, local, and tribal efforts in obtaining the resources required to support the National Preparedness Goal's associated mission areas and core capabilities to build a culture of preparedness. The grants included under HSGP are:

*State Homeland Security Program (SHSP)*³. The SHSP provides \$415 million to support the implementation of state homeland security strategies to address identified planning, organization, equipment, training, and exercise needs to prevent, protect against, prepare for and respond to acts of terrorism. SHSP also provides funding to implement initiatives based on capability targets and gaps identified during the Threat and Hazard Identification and Risk Assessment (THIRA) process and assessed in the Stakeholder Preparedness Review (SPR) (See Table 1).

*Urban Area Security Initiative (UASI)*³. The UASI Program provides \$615 million to address the unique planning, organization, equipment, training, and exercise needs of high-risk urban areas, and assists them in building an enhanced and sustainable capacity to prevent, protect against, prepare for and respond to acts of terrorism (See Table 2).

Operation Stonegarden (OPSG). OPSG provides \$90 million to enhance cooperation and coordination among local, tribal, territorial, state and federal law enforcement agencies in a joint mission to secure the United States' borders along routes of ingress from international borders, to include travel corridors in states bordering Mexico and Canada, as well as states and territories with international water borders (See Table 3).

² The following FY 2022 grant programs are not part of this announcement and will be awarded separately: Assistance to Firefighters Grant (AFG) Program (\$324 million), Staffing for Adequate Fire and Emergency Response (SAFER) Grant Program (\$360 million), Fire Prevention and Safety (FP&S) Grant Program (\$36 million), Regional Catastrophic Preparedness Grant Program (\$12 million), and Presidential Residence Protection Assistance Grant Program (\$3 million).

³ Per section 2006 of the *Homeland Security Act of 2002* (codified as amended at 6 U.S.C. § 607), DHS/FEMA is required to ensure that at least 25% of grant funding appropriated for grants awarded under HSGP's authorizing statute are used for law enforcement terrorism prevention activities (LETPA). By policy, DHS/FEMA increased that requirement to 30% for FY 2022. DHS/FEMA meets this requirement, in part, by requiring all SHSP and UASI recipients to ensure that at least 30% of the combined HSGP funds allocated under SHSP and UASI are dedicated towards LETPAs, as defined in 6 U.S.C. § 607. The LETPA allocation can be from SHSP, UASI, or both. Since the majority of OPSG funds are already used for LETPAs, this is not an additional requirement for OPSG.

FY 2022 Tribal Homeland Security Grant Program (THSGP)

The THSGP provides \$15 million directly to eligible tribes via a competitive process to help strengthen the nation against risks associated with potential terrorist attacks by helping eligible tribes in obtaining the resources required to support the National Preparedness Goal's mission areas and core capabilities as they apply to tribal lands (See Table 4).

FY 2022 Nonprofit Security Grant Program (NSGP)

The NSGP provides \$250.15 million in funding support for facility hardening and other physical security enhancements and activities to nonprofit organizations that are at a high risk of a terrorist attack. Of this amount, \$125 million in funding is available to nonprofit organizations located within one of the FY 2022 UASI-designated high-risk urban areas (NSGP-Urban Area or NSGP-UA) (See Table 5). In FY 2022, additional, separate funding in the amount of \$125 million is also appropriated for nonprofit organizations located outside of the FY 2022 UASI-designated urban areas (NSGP-State or NSGP-S) (See Table 6). An additional \$150,000 is available for one Community Project Funding (CPF) project, as identified in the *FY 2022 DHS Appropriations Act* (P.L. 117-103) (See Table 7). The intent of the FY 2022 NSGP is to award grant funding to assist nonprofit organizations in obtaining the resources required to support and integrate the preparedness activities of nonprofit organizations that are at high risk of a terrorist attack with broader state and local preparedness efforts. NSGP is also designed to promote coordination and collaboration in emergency preparedness activities among public and private community representatives, as well as state and local government agencies. (See Tables 5, 6, and 7).

FY 2022 Port Security Grant Program (PSGP)

The PSGP provides \$100 million for transportation infrastructure security activities to implement Area Maritime Transportation Security Plans and facility security plans among port authorities, facility operators, and state and local government agencies required to provide port security services. The intent of the FY 2022 PSGP is to competitively award grant funding to assist ports in obtaining the resources required to support the development and sustainment of core capabilities identified in the National Preparedness Goal of a secure and resilient nation (See Table 8).

FY 2022 Transit Security Grant Program (TSGP)

The TSGP provides \$93 million to the nation's public transportation agencies serving historically eligible UASI-designated high-risk urban areas for enhancement of security measures at critical transit infrastructure including bus, ferry, and rail systems. The intent of the FY 2022 TSGP is to competitively award grant funding to assist public transportation agencies in obtaining the resources required to support the development and sustainment of core capabilities identified in the National Preparedness Goal of a secure and resilient nation (See Table 9).

FY 2022 Intercity Passenger Rail (IPR) Program – Amtrak

The IPR provides \$10 million to Amtrak to develop security enhancements for eligible intercity passenger rail operations. The intent of the FY 2022 IPR is to grant funding to assist the Amtrak rail system in obtaining the resources required to support the National Preparedness Goal's associated mission areas and core capabilities. Amtrak is the only recipient under the IPR program.

FY 2022 Intercity Bus Security Grant Program (IBSGP)

The IBSGP provides \$2 million to owners and operators of intercity bus systems providing service to, from, or through historically eligible UASI-designated high-risk urban areas to protect critical surface transportation infrastructure and the traveling public from acts of terrorism and to increase the resilience of transit infrastructure. The intent of the FY 2022 IBSGP is to competitively award grant funding to assist these owners and operators in developing the capabilities necessary to support the National Preparedness Goal of a secure and resilient nation (See Table 10).

FY 2022 Emergency Operations Center Grant Program (EOCGP)

The EOCGP provides \$49 million to improve emergency management and preparedness capabilities by supporting flexible, sustainable, secure, strategically located, and fully interoperable emergency operations centers (EOCs) with a focus on addressing identified deficiencies and needs. Fully capable emergency operations facilities at the state and local levels are an essential element of a comprehensive national emergency management system and are necessary to ensure continuity of operations and continuity of government in major disasters or emergencies caused by any hazard. The intent of the FY 2022 EOCGP is to support EOC construction, renovation, and enhancements for the list of entities identified in the Joint Explanatory Statement accompanying the *FY 2022 DHS Appropriations Act* (P.L. 117-103) (See Table 11).

**FY 2022 State Homeland Security Program (SHSP) Allocations
(Table 1)**

State/Territory	FY 2022 SHSP Allocation	State/Territory	FY 2022 SHSP Allocation
Alabama	\$4,847,500	Montana	\$4,847,500
Alaska	\$4,847,500	Nebraska	\$4,847,500
American Samoa	1,108,000	Nevada	\$4,847,500
Arizona	\$4,847,500	New Hampshire	\$4,847,500
Arkansas	\$4,847,500	New Jersey	\$7,074,841
California	\$57,035,623	New Mexico	\$4,847,500
Colorado	\$4,847,500	New York	\$68,033,267
Connecticut	\$4,847,500	North Carolina	\$5,085,387
Delaware	\$4,847,500	North Dakota	\$4,847,500
District of Columbia	\$5,085,387	Northern Mariana Islands	\$1,108,000
Florida	\$9,343,905	Ohio	\$6,190,947
Georgia	\$5,288,656	Oklahoma	\$4,847,500
Guam	\$1,108,000	Oregon	\$4,847,500
Hawaii	\$4,847,500	Pennsylvania	\$8,136,252
Idaho	\$4,847,500	Puerto Rico	\$4,847,500
Illinois	\$13,894,910	Rhode Island	\$4,847,500
Indiana	\$4,847,500	South Carolina	\$4,847,500
Iowa	\$4,847,500	South Dakota	\$4,847,500
Kansas	\$4,847,500	Tennessee	\$4,847,500
Kentucky	\$4,847,500	Texas	\$18,210,451
Louisiana	\$4,847,500	U.S. Virgin Islands	\$1,108,000
Maine	\$4,847,500	Utah	\$4,847,500
Maryland	\$7,074,841	Vermont	\$4,847,500
Massachusetts	\$6,190,947	Virginia	\$8,136,252
Michigan	\$5,085,387	Washington	\$6,190,947
Minnesota	\$4,847,500	West Virginia	\$4,847,500
Mississippi	\$4,847,500	Wisconsin	\$4,847,500
Missouri	\$4,847,500	Wyoming	\$4,847,500
Total			\$415,000,000

FY 2022 Urban Area Security Initiative (UASI) Allocations
(Table 2)

State/Territory	Funded Urban Area	FY 2022 UASI Allocation
Arizona	Phoenix Area	\$5,250,000
California	Anaheim/Santa Ana Area	\$5,250,000
	Bay Area	\$37,049,000
	Los Angeles/Long Beach Area	\$67,182,000
	Riverside Area	\$3,900,000
	Sacramento Area	\$3,800,000
	San Diego Area	\$16,696,000
Colorado	Denver Area	\$3,900,000
District of Columbia	National Capital Region	\$51,127,000
Florida	Miami/Fort Lauderdale Area	\$14,750,000
	Orlando Area	\$3,800,000
	Tampa Area	\$3,800,000
Georgia	Atlanta Area	\$6,700,000
Illinois	Chicago Area	\$67,182,000
Indiana	Indianapolis Area	\$1,500,000
Louisiana	New Orleans Area	\$1,500,000
Maryland	Baltimore Area	\$3,800,000
Massachusetts	Boston Area	\$16,900,000
Michigan	Detroit Area	\$5,250,000
Minnesota	Twin Cities Area	\$5,250,000
Missouri	Kansas City Area	\$1,500,000
	St. Louis Area	\$3,800,000
Nevada	Las Vegas Area	\$5,250,000
New Jersey	Jersey City/Newark Area	\$18,915,000
New York	New York City Area	\$176,599,000
North Carolina	Charlotte Area	\$3,800,000
Ohio	Cincinnati Area	\$1,500,000
	Cleveland Area	\$1,500,000
Oregon	Portland Area	\$3,800,000
Pennsylvania	Philadelphia Area	\$16,900,000
	Pittsburgh Area	\$1,500,000
Texas	Dallas/Fort Worth/Arlington Area	\$16,900,000
	Houston Area	\$24,600,000
	San Antonio Area	\$3,800,000
Virginia	Hampton Roads Area	\$3,800,000
Washington	Seattle Area	\$6,250,000
Total		\$615,000,000

**FY 2022 Operation Stonegarden (OPSG) Allocations by State/Territory
(Table 3)**

State/Territory	FY 2022 OPSG Program Allocation
Alabama	\$100,000
Arizona	\$16,385,000
California	\$13,600,000
Florida	\$2,752,500
Georgia	\$50,000
Idaho	\$173,900
Louisiana	\$679,500
Maine	\$895,000
Michigan	\$1,902,500
Minnesota	\$1,062,000
Mississippi	\$250,000
Montana	\$1,421,300
New Hampshire	\$180,000
New Mexico	\$2,955,000
New York	\$2,035,100
North Dakota	\$1,500,600
Ohio	\$753,000
Pennsylvania	\$51,200
Puerto Rico	\$1,329,000
Texas	\$39,875,000
U.S. Virgin Islands	\$85,000
Vermont	\$500,000
Washington	\$1,464,400
Total	\$90,000,000

**FY 2022 Tribal Homeland Security Grant Program (THSGP) Allocations
(Table 4)**

State	Tribe	FY 2022 THSGP Allocation
AZ	Cocopah Indian Tribe	\$2,080,000
AZ	Colorado River Indian Tribes	\$1,097,896
AZ	Pascua Yaqui Tribe	\$787,554
CA	Agua Caliente Band of Cahuilla Indians	\$207,000
CA	Bear River Band of Rohnerville	\$505,032
CA	Cher-Ae Heights Indian Community of the Trinidad Rancheria	\$1,229,949
CA	Morongo Band of Mission Indians	\$260,700
CA	San Manuel Band of Mission Indians	\$700,000
NV	Washoe Tribe of Nevada and California	\$2,404,250
OK	Caddo Nation of Oklahoma	\$1,593,682
OK	Cherokee Nation	\$1,190,000
OK	Choctaw Nation of Oklahoma	\$1,600,000
OK	Muscogee (Creek) Nation	\$726,373
OK	Otoe-Missouria Tribe	\$108,360
TX	Ysleta del Sur Pueblo	\$482,382
WA	Shoalwater Bay Indian Tribe	\$26,822
Total		\$15,000,000

FY 2022 Nonprofit Security Grant Program-Urban Area (NSGP-UA)
Allocations by Urban Area and State
(Table 5)

State	Urban Area	By Urban Area		By State			
		Total Funded	FY 2022 NSGP-UA Allocation	Total Funded	FY 2022 NSGP-UA Nonprofit Organization Allocation	State M&A Funding	Total FY 2022 State NSGP-UA Allocation
Arizona	Phoenix Area	17	\$2,075,470	17	\$2,075,470	\$109,235	\$2,184,705
California	Anaheim/Santa Ana Area	1	\$150,000	80	\$11,339,716	\$596,827	\$11,936,543
	Bay Area	17	\$2,281,974				
	Los Angeles/Long Beach Area	32	\$4,632,169				
	Riverside Area	3	\$450,000				
	Sacramento Area	13	\$1,911,111				
	San Diego Area	14	\$1,914,462				
Colorado	Denver Area	14	\$1,919,425	14	\$1,919,425	\$101,022	\$2,020,447
District of Columbia	National Capital Region	28	\$3,505,110	28	\$3,505,110	\$184,479	\$3,689,589
Florida	Miami/Fort Lauderdale Area	58	\$8,653,199	65	\$9,701,774	\$510,620	\$10,212,394
	Orlando Area	2	\$300,000				
	Tampa Area	5	\$748,575				
Georgia	Atlanta Area	18	\$2,468,267	18	\$2,468,267	\$129,909	\$2,598,176
Illinois	Chicago Area	62	\$8,640,181	62	\$8,640,181	\$454,746	\$9,094,927
Indiana	Indianapolis Area	5	\$704,372	5	\$704,372	\$37,072	\$741,444
Louisiana	New Orleans Area	2	\$239,185	2	\$239,185	\$12,589	\$251,774
Maryland	Baltimore Area	50	\$6,672,708	50	\$6,672,708	\$351,195	\$7,023,903
Massachusetts	Boston Area	6	\$806,932	6	\$806,932	\$42,470	\$849,402
Michigan	Detroit Area	36	\$4,650,237	36	\$4,650,237	\$244,749	\$4,894,986
Minnesota	Twin Cities Area	3	\$353,605	3	\$353,605	\$18,611	\$372,216
Missouri	Kansas City Area	7	\$1,022,304	10	\$1,352,304	\$71,174	\$1,423,478
	St. Louis Area	3	\$330,000				
Nevada	Las Vegas Area	1	\$125,476	1	\$125,476	\$6,604	\$132,080
New Jersey	Jersey City/Newark Area	91	\$13,192,649	91	\$13,192,649	\$694,350	\$13,886,999
New York	New York City Area	261	\$38,856,590	261	\$38,856,590	\$2,045,084	\$40,901,674
North Carolina	Charlotte Area	3	\$450,000	3	\$450,000	\$23,684	\$473,684
Ohio	Cincinnati Area	1	\$131,422	10	\$1,254,818	\$66,043	\$1,320,861
	Cleveland Area	9	\$1,123,396				
Oregon	Portland Area	4	\$578,000	4	\$578,000	\$30,421	\$608,421
Pennsylvania	Philadelphia Area	2	\$238,816	5	\$659,716	\$34,722	\$694,438

State	Urban Area	By Urban Area		By State			
		Total Funded	FY 2022 NSGP-UA Allocation	Total Funded	FY 2022 NSGP-UA Nonprofit Organization Allocation	State M&A Funding	Total FY 2022 State NSGP-UA Allocation
	Pittsburgh Area	3	\$420,900				
Texas	Dallas/Fort Worth/Arlington Area	15	\$2,192,568	44	\$6,436,987	\$338,789	\$6,775,776
	Houston Area	20	\$2,899,440				
	San Antonio Area	9	\$1,344,979				
Virginia	Hampton Roads Area	8	\$869,068	8	\$869,068	\$45,740	\$914,808
Washington	Seattle Area	14	\$1,897,410	14	\$1,897,410	\$99,864	\$1,997,274
Total		837	\$118,750,000	837	\$118,750,000	\$6,250,000	\$125,000,000

**FY 2022 Nonprofit Security Grant Program-State (NSGP-S) Allocations
(Table 6)**

State/Territory	FY 2022 NSGP-S Nonprofit Organization Allocation	State M&A Funding	Total FY 2022 State NSGP-S Allocation
Alabama	\$1,798,505	\$94,658	\$1,893,163
Alaska	\$600,000	\$31,579	\$631,579
American Samoa	\$1,143,600	\$60,190	\$1,203,790
Arizona	\$685,745	\$36,092	\$721,837
Arkansas	\$859,610	\$45,243	\$904,853
California	\$6,398,911	\$336,785	\$6,735,696
Colorado	\$1,089,897	\$57,363	\$1,147,260
Connecticut	\$5,309,152	\$279,429	\$5,588,581
Delaware	\$2,280,860	\$120,045	\$2,400,905
District of Columbia	Not Eligible (only eligible under NSGP-UA)		
Florida	\$2,615,869	\$137,677	\$2,753,546
Georgia	\$1,385,000	\$72,895	\$1,457,895
Guam	\$580,150	\$30,534	\$610,684
Hawaii	\$600,000	\$31,579	\$631,579
Idaho	\$498,150	\$26,218	\$524,368
Illinois	\$2,835,631	\$149,244	\$2,984,875
Indiana	\$5,757,145	\$303,008	\$6,060,153
Iowa	\$1,238,840	\$65,202	\$1,304,042
Kansas	\$3,672,825	\$193,307	\$3,866,132
Kentucky	\$1,073,327	\$56,491	\$1,129,818
Louisiana	\$923,383	\$48,599	\$971,982
Maine	\$1,097,018	\$57,738	\$1,154,756
Maryland	\$2,098,727	\$110,459	\$2,209,186
Massachusetts	\$3,295,628	\$173,454	\$3,469,082
Michigan	\$3,370,183	\$177,378	\$3,547,561
Minnesota	\$635,000	\$33,421	\$668,421
Mississippi	\$4,703,092	\$247,531	\$4,950,623
Missouri	\$806,641	\$42,455	\$849,096
Montana	\$271,650	\$14,297	\$285,947
Nebraska	\$1,642,967	\$86,472	\$1,729,439
Nevada	\$415,634	\$21,875	\$437,509
New Hampshire	\$927,608	\$48,821	\$976,429
New Jersey	\$4,780,520	\$251,606	\$5,032,126
New Mexico	\$444,870	\$23,414	\$468,284
New York	\$7,236,980	\$380,894	\$7,617,874
North Carolina	\$3,729,000	\$196,263	\$3,925,263
North Dakota	\$961,174	\$50,588	\$1,011,762
Northern Mariana Islands	Did Not Apply		
Ohio	\$5,676,832	\$298,781	\$5,975,613
Oklahoma	\$3,376,303	\$177,700	\$3,554,003

State/Territory	FY 2022 NSGP-S Nonprofit Organization Allocation	State M&A Funding	Total FY 2022 State NSGP-S Allocation
Oregon	\$1,600,439	\$84,234	\$1,684,673
Pennsylvania	\$3,588,107	\$188,848	\$3,776,955
Puerto Rico	Did Not Apply		
Rhode Island	\$1,283,803	\$67,569	\$1,351,372
South Carolina	\$2,969,059	\$156,266	\$3,125,325
South Dakota	\$1,861,626	\$97,980	\$1,959,606
Tennessee	\$2,822,935	\$148,576	\$2,971,511
Texas	\$3,581,106	\$188,479	\$3,769,585
U.S. Virgin Islands	\$100,900	\$5,311	\$106,211
Utah	\$1,094,004	\$57,579	\$1,151,583
Vermont	\$625,301	\$32,911	\$658,212
Virginia	\$1,964,802	\$103,411	\$2,068,213
Washington	\$1,698,845	\$89,413	\$1,788,258
West Virginia	\$2,220,076	\$116,846	\$2,336,922
Wisconsin	\$5,892,570	\$310,135	\$6,202,705
Wyoming	\$630,000	\$33,158	\$663,158
Total	\$118,750,000	\$6,250,000	\$125,000,000

**FY 2022 Nonprofit Security Grant Program-Community Project Funding (NSGP-CPF) Allocation
(Table 7)**

State/Territory	Nonprofit Organization Subrecipient	FY 2022 Allocation
New Jersey	Beth Medrash Govoha of America	\$150,000

**FY 2022 Port Security Grant Program (PSGP) Allocations
(Table 8)**

State	Port Area	Entity Name	FY 2022 PSGP Allocation
AK	Cook Inlet	Marathon Petroleum Company, LP	\$1,000,000
AL	Guntersville	Alabama Law Enforcement Agency	\$225,000
AL	Mobile	Alabama Law Enforcement Agency	\$450,000
AL	Mobile	Alabama Shipyard, LLC	\$45,764
AL	Mobile	Alabama State Port Authority	\$468,885
AL	Mobile	City of Orange Beach	\$347,463
AL	Mobile	Parker Towing Company, Inc.	\$179,250
CA	Los Angeles-Long Beach	City of Long Beach Harbor Department	\$2,325,000
CA	Los Angeles-Long Beach	City of Los Angeles Fire Department (LAFD)	\$167,747
CA	Los Angeles-Long Beach	City of Los Angeles Harbor Department (POLA)	\$937,500
CA	Los Angeles-Long Beach	County of Los Angeles Sheriff's Department (LASD)	\$187,500
CA	Los Angeles-Long Beach	Fenix Marine Services, Ltd.	\$551,625
CA	Los Angeles-Long Beach	International Transportation Service, LLC	\$367,750
CA	Los Angeles-Long Beach	Long Beach Container Terminal (LBCT), LLC	\$234,625
CA	Los Angeles-Long Beach	Long Beach Fire Department (LBFD)	\$706,500
CA	Los Angeles-Long Beach	Long Beach Police Department (LBPD)	\$450,000
CA	Los Angeles-Long Beach	Marine Exchange of Los Angeles Long Beach Harbor, Inc.	\$371,250
CA	Los Angeles-Long Beach	Total Terminals International, LLC	\$259,500
CA	Los Angeles-Long Beach	Yusen Terminals, LLC	\$228,300
CA	San Diego	Pasha Automotive Services	\$976,868
CA	San Diego	San Diego Unified Port District	\$637,500
CA	San Francisco Bay	Kinder Morgan	\$60,500
CA	San Francisco Bay	Port of Oakland	\$787,500
CA	San Francisco Bay	Port of Redwood City	\$952,537
CA	San Francisco Bay	Port of Stockton	\$1,193,334
CA	San Francisco Bay	San Francisco Fire Department	\$112,500
CA	San Francisco Bay	San Francisco Police Department	\$21,000
CA	San Francisco Bay	San Joaquin Sheriff's Office	\$148,009
CA	San Francisco Bay	Sonoma County Fire District	\$571,688
CNMI	Northern Mariana Islands	Commonwealth Ports Authority (CPA)	\$88,035
CT	Long Island Sound	City of New London	\$23,456
CT	Long Island Sound	Connecticut Department of Emergency Services and Public Protection	\$290,250
CT	Long Island Sound	Cross Sound Ferry Services, Inc.	\$249,276
CT	Long Island Sound	Greenwich Police Department	\$4,318
CT	Long Island Sound	McAllister Towing and Transportation Company, Inc.	\$921,937
CT	Long Island Sound	Mystic Fire Department	\$24,000
CT	Long Island Sound	Santa Energy Corp., dba Inland Fuel Terminals, Inc.	\$21,930
DC	Baltimore	County of Arlington Fire Department	\$53,399
DE	Delaware Bay	Delaware City Refining Company, LLC	\$30,000
DE	Delaware Bay	Delaware State Police	\$221,250

State	Port Area	Entity Name	FY 2022 PSGP Allocation
DE	Delaware Bay	Lewes Fire Department, Inc.	\$82,500
DE	Delaware Bay	State of Delaware, DNREC	\$383,361
FL	Jacksonville	City of Jacksonville Fire Department	\$431,250
FL	Jacksonville	City of Jacksonville Sheriff's Office	\$354,000
FL	Jacksonville	Jacksonville Port Authority	\$832,500
FL	Jacksonville	Nassau County Board of County Commissioners	\$375,000
FL	Jacksonville	St. Johns County Sheriff's Office	\$73,111
FL	Key West	Key West Pilot Services, Inc.	\$453,966
FL	Miami	Miami Dade County	\$941,603
FL	Miami	Miami Dade County Fire Rescue	\$740,625
FL	Panama City	City of Panama City	\$345,368
FL	Pensacola	City of Fort Walton Beach	\$375,000
FL	Pensacola	City of Pensacola	\$416,250
FL	Pensacola	Escambia County Sheriff's Office	\$454,877
FL	Port Canaveral	Canaveral Pilots Association	\$584,265
FL	Port Canaveral	Canaveral Port Authority	\$1,357,020
FL	Port Everglades	Broward County Board of County Commissioners	\$1,977,326
FL	Tampa Bay	City of Tampa	\$216,696
FL	Tampa Bay	Hillsborough County Fire	\$313,116
FL	Tampa Bay	Hillsborough County Sheriff's Office	\$549,111
FL	Tampa Bay	Kinder Morgan Port Sutton Terminal	\$97,500
FL	Tampa Bay	Kinder Morgan Tampaplex Terminal	\$65,000
FL	Tampa Bay	Manatee County Port Authority	\$750,000
FL	Tampa Bay	North River Fire District	\$49,031
FL	Tampa Bay	Tampa Port Authority	\$420,864
GA	Savannah	River Street Riverboat Company	\$326,250
GU	Apra Harbor	Guam Customs and Quarantine Agency (GCQA)	\$526,575
GU	Apra Harbor	Port Authority of Guam (PAG)	\$564,218
HI	Honolulu	Hawaii Stevedores, Inc.	\$2,029,088
HI	Honolulu	Young Brothers, LLC	\$375,565
IL	Quad-Cities	Moline Police Department	\$24,992
IL	Quad-Cities	Rock Island Emergency Management Agency	\$34,960
IL	Southern Tip Lake Michigan	Navy Pier, Inc.	\$1,097,155
IL	Southern Tip Lake Michigan	Village of Wilmette	\$221,970
IN	Southern Tip Lake Michigan	Lake County Sheriff's Department	\$583,168
KY	Louisville	City of Madison	\$84,564
KY	Louisville	Clark County Sheriff's Office	\$137,670
KY	Louisville	Jeffersonville Police Department	\$371,250
KY	Louisville	Kentucky State Police	\$95,590
KY	Louisville	Louisville Jefferson County Metro Government	\$199,696
KY	Louisville	New Albany Fire Department	\$164,554
KY	Owensboro	Kentucky State Police	\$22,583
KY	Paducah-Metropolis	City of Paducah	\$34,577

State	Port Area	Entity Name	FY 2022 PSGP Allocation
LA	Lake Charles	Calcasieu Parish Sheriff's Office	\$482,550
LA	New Orleans	East Baton Rouge Sheriff's Department	\$238,875
LA	New Orleans	Jefferson Parish Sheriff's Department	\$753,300
LA	New Orleans	Kinder Morgan Energy Partners	\$45,475
LA	New Orleans	New Orleans Emergency Medical Service	\$55,503
LA	New Orleans	New Orleans Terminal	\$39,375
LA	New Orleans	Plaquemines Port, Harbor and Terminal District	\$455,781
LA	New Orleans	Port of Baton Rouge	\$502,500
LA	New Orleans	Port of New Orleans	\$514,964
LA	New Orleans	Port of South Louisiana	\$955,340
LA	New Orleans	Saint Bernard Port Harbor Terminal District	\$711,075
LA	New Orleans	St. Charles Parish Sheriff's Office	\$367,007
LA	New Orleans	West Feliciana Sheriff's Office	\$78,750
LA	Port Fourchon	Greater Lafourche Port Commission	\$42,923
LA	Port of Columbia	Columbia Port Commission	\$1,000,000
MA	Boston	Boston Police Department	\$40,875
MA	Boston	City of Boston	\$24,000
MA	Boston	City of Gloucester	\$285,941
MA	Boston	Commonwealth of Massachusetts Harbormasters and Maritime	\$110,820
MA	Boston	Hornblower Yachts, LLC	\$105,825
MA	Boston	Massachusetts Port Authority	\$1,168,746
MA	Boston	Massachusetts State Police	\$142,730
MA	Boston	Scituate Police Department	\$437,251
MA	Boston	The City of Quincy Police Department	\$24,999
MA	Boston	Town of Cohasset Police Department	\$36,063
MA	Boston	Town of Hingham	\$63,525
MD	Baltimore	County of Baltimore	\$53,925
MD	Baltimore	Maryland Department of Transportation - Maryland Port Administration	\$414,900
MD	Baltimore	Maryland Natural Resources Police	\$994,212
MD	Baltimore	Maryland State Police	\$448,840
MD	Baltimore	Tradepoint Marine Development, LLC	\$162,662
ME	Portland	McAllister Towing and Transportation Company, Inc.	\$903,187
MI	Mackinac	Mackinac County Sheriff's Office	\$322,500
MN	Minneapolis-St. Paul	Goodhue County Sheriff's Office	\$533,885
MN	Minneapolis-St. Paul	St. Paul Emergency Management Agency	\$570,111
MO	Kansas City	Kansas City Emergency Management Agency	\$122,700
MO	Kansas City	Platte County Sheriff	\$24,552
MO	St. Louis	Bi-State Development Agency	\$25,000
MO	St. Louis	Herculaneum Fire Department	\$450,000
MO	St. Louis	Missouri State Highway Patrol	\$226,044
MS	Gulfport	Harrison County Board of Supervisors	\$150,000
MS	Pascagoula	Jackson County Sheriff's Department	\$59,930

State	Port Area	Entity Name	FY 2022 PSGP Allocation
MS	Pascagoula	Kinder Morgan Energy Partners	\$192,380
MS	Vicksburg	Ergon Refining, Inc.	\$19,781
NC	Morehead City	North Carolina Department of Environmental Quality, Marine Fisheries	\$333,032
NC	Morehead City	North Carolina State Ports Authority	\$750,000
NC	Morehead City	North Carolina Wildlife Resources Commission	\$257,870
NC	Wilmington	City of Wilmington	\$648,123
NC	Wilmington	McAllister Towing and Transportation Company, Inc.	\$46,200
NC	Wilmington	New Hanover County Sheriff's Office	\$199,614
NJ	Delaware Bay	Camden County Sheriff's Office	\$25,000
NJ	Delaware Bay	Delaware River Partners, LLC	\$255,570
NJ	Delaware Bay	Delaware River Port Authority	\$965,610
NJ	Delaware Bay	New Jersey State Police	\$330,000
NJ	Delaware Bay	Paulsboro Refining Company, LLC	\$627,710
NJ	New York	Borough of Edgewater	\$84,218
NJ	New York	Maher Terminals, LLC	\$642,279
NJ	New York	Port Imperial Ferry Corporation	\$25,000
NJ	New York	State of New Jersey Department of Law and Public Safety	\$80,602
NY	Alexandria Bay	River Hospital	\$29,814
NY	Long Island Sound	New York State Police	\$523,970
NY	New York	County of Nassau	\$3,245,851
NY	New York	Global Container Terminal Bayonne	\$1,000,000
NY	New York	HNY Ferry, LLC	\$25,000
NY	New York	New York City Department of Transportation	\$748,830
NY	New York	New York City Fire Department	\$1,344,539
NY	New York	New York City Police Department	\$8,901,333
NY	New York	New York State Bridge Authority	\$68,519
NY	New York	New York State Department of Environmental Conservation	\$506,900
NY	New York	New York State Police	\$163,500
NY	New York	Port Authority of New York and New Jersey	\$819,900
NY	New York	Statue Cruises, LLC	\$124,009
OH	Cincinnati	City of Cincinnati	\$319,510
OH	Cincinnati	City of Covington	\$157,180
OH	Cincinnati	Kentucky State Police	\$95,963
OH	Cincinnati	Lawrenceburg Fire Department	\$347,753
OH	Cincinnati	Township of Anderson	\$256,605
OH	Toledo	Toledo Fire and Rescue Department	\$73,500
OR	Columbia-Snake River System	Merchants Exchange	\$37,673
OR	Columbia-Snake River System	Port of Astoria	\$159,583
PA	Delaware Bay	City of Philadelphia Office of Emergency Management	\$22,943
PA	Delaware Bay	Greenwich Terminals, LLC	\$576,298

State	Port Area	Entity Name	FY 2022 PSGP Allocation
PA	Delaware Bay	McAllister Towing and Transportation Company, Inc.	\$716,025
PA	Delaware Bay	Pennsylvania State Police	\$45,760
PA	Erie	Pennsylvania State Police	\$169,106
RI	Narragansett/Mt. Hope Bays	Providence Police Department	\$65,721
SC	Charleston	Charleston County Sheriff's Office	\$77,367
SC	Charleston	City of Charleston	\$82,500
SC	Charleston	City of North Charleston	\$1,108,500
SC	Charleston	County of Charleston	\$218,306
SC	Charleston	Kinder Morgan Energy Partners	\$67,500
SC	Charleston	South Carolina Department of Natural Resources	\$361,350
SC	Charleston	Town of Mount Pleasant	\$120,000
TN	Chattanooga	County of Hamilton	\$262,500
TN	Memphis	City of Memphis	\$398,250
TN	Memphis	City of West Memphis	\$747,229
TN	Memphis	Memphis and Shelby County Port Commission	\$638,769
TN	Memphis	Shelby County Government	\$236,078
TX	Corpus Christi	Port of Corpus Christi Authority	\$2,971,250
TX	Corpus Christi	Texas Parks and Wildlife Department (Law Enforcement Division)	\$63,500
TX	Houston-Galveston	Board of Trustees of the Galveston Wharves	\$968,632
TX	Houston-Galveston	Chambers County	\$29,505
TX	Houston-Galveston	City of Baytown	\$584,925
TX	Houston-Galveston	City of Houston	\$1,246,826
TX	Houston-Galveston	City of LaPorte	\$262,500
TX	Houston-Galveston	Harris County	\$847,609
TX	Houston-Galveston	Intercontinental Terminals	\$296,078
TX	Houston-Galveston	Kinder Morgan Energy Partners	\$301,500
TX	Houston-Galveston	Port of Houston Authority	\$132,000
TX	Houston-Galveston	Port of Texas City Security Council	\$24,039
TX	Houston-Galveston	Texas International Terminals, LTD	\$288,500
TX	Houston-Galveston	Texas Parks and Wildlife Department	\$32,000
TX	Sabine-Neches River	City of Beaumont	\$653,175
TX	Sabine-Neches River	Jefferson County	\$57,172
TX	Sabine-Neches River	Orange County Navigation and Port District	\$1,176,313
TX	Sabine-Neches River	Port of Beaumont Navigation District of Jefferson County	\$821,279
TX	Sabine-Neches River	Port of Port Arthur Navigation District	\$1,250,050
VA	Hampton Roads	City of Hampton	\$497,864
VA	Hampton Roads	City of Newport News	\$240,000
VA	Hampton Roads	City of Suffolk	\$210,988
VA	Hampton Roads	Gloucester Volunteer Fire and Rescue Squad, Inc.	\$22,500
VA	Hampton Roads	Virginia Department of Wildlife Resources	\$288,750
VA	Hampton Roads	Virginia Port Authority	\$956,250
WA	Columbia-Snake River System	Cowlitz Fire	\$84,682

State	Port Area	Entity Name	FY 2022 PSGP Allocation
WA	Columbia-Snake River System	Nippon Dynawave	\$119,001
WA	Puget Sound	City of Seattle Fire Department	\$20,625
WA	Puget Sound	King County Sheriff's Office	\$12,000
WA	Puget Sound	Port of Port Angeles	\$110,635
WA	Puget Sound	Washington State Department of Transportation	\$3,503,987
WI	Milwaukee	City of Milwaukee	\$868,125
WV	Huntington - Tristate	City of New Martinsville	\$137,265
Total			\$100,000,000

**FY 2022 Transit Security Grant Program (TSGP) Allocations
(Table 9)**

State	Transit System	FY 2022 TSGP Allocation
CA	Los Angeles County Metropolitan Transportation Authority	\$5,108,500
	Omnitrans, Inc.	\$88,704
	Orange County Transportation Authority	\$36,635
	Sacramento Regional Transit District	\$869,250
	San Francisco Bay Area Rapid Transit District (BART)	\$3,112,008
	San Francisco Municipal Transportation Agency (SFMTA)	\$2,003,138
	Southern California Regional Rail Authority	\$1,399,950
FL	Miami Dade County	\$138,826
GA	Metropolitan Atlanta Rapid Transit Authority (MARTA)	\$3,293,826
IL	Chicago Transit Authority (CTA)	\$647,520
MA	Massachusetts Bay Transportation Authority (MBTA)	\$6,944,179
MD	Maryland Transit Administration (MTA)	\$8,179,812
MO	City of Kansas City	\$52,025
	Kansas City Area Transportation Authority	\$786,165
NJ	Delaware River Port Authority (DRPA)	\$1,526,098
	New Jersey Transit	\$16,463,067
	Port Authority of New York and New Jersey (PANYNJ)	\$4,248,463
NV	Regional Transportation Commission of Southern Nevada	\$2,550,000
NY	Metropolitan Transportation Authority (MTA)	\$24,193,989
OR	Tri-County Metropolitan Transportation District (Tri-Met)	\$1,232,950
PA	Southeastern Pennsylvania Transportation Authority	\$4,643,966
TX	Capital Metropolitan Transportation Authority	\$120,000
	Dallas Area Rapid Transit (DART)	\$93,933
	City of El Paso Mass Transit Department-Sun Metro	\$1,031,087
WA	Central Puget Sound Regional Transit Authority (Sound Transit)	\$2,963,635
	King County Department of Transportation	\$1,272,274
Total		\$93,000,000

**FY 2022 Intercity Bus Security Grant Program (IBSGP) Allocations
(Table 10)**

State	Operator	FY 2022 IBSGP Allocation
AR	Eventure America, Inc. dba Little Rock Tours	\$30,745
AZ	Industrial Bus Lines, Inc. dba All Aboard America	\$99,986
CA	Carreras Tours, LLC	\$24,356
CA	Pacific Coast Sightseeing Tours and Charters, Inc.	\$34,477
CA	Sureride Charter, Inc. dba Sun Diego Charter	\$67,010
CA	Transportation Charter Services, Inc.	\$89,638
CO	Ramblin' Express, Inc.	\$32,981
FL	A Candies Coachwork, Inc.	\$49,955
FL	Astro Travel and Tours, Inc.	\$37,600
FL	Jet Set Line, Inc.	\$42,692
GA	American Coach Lines of Atlanta	\$43,794
GA	Kelly Tours, Inc.	\$81,769
IL	Aries Charter Transportation, Inc.	\$49,452
LA	Hotard Coaches, Inc. dba Hotard Destination Services	\$46,226
MD	Dillons Bus Service, Inc.	\$52,435
NH	Jalbert Leasing, Inc. dba C&J Trailways	\$81,010
NJ	Academy Express, LLC	\$240,063
NJ	Coach USA, Inc.	\$130,062
NJ	Community Coaches, Inc.	\$92,683
NJ	Hudson Transit Lines, Inc.	\$74,910
NJ	Megabus, Northeast	\$98,859
NJ	Olympia Trails Bus Company, Inc.	\$11,047
NJ	Suburban Trails, Inc.	\$69,178
NV	TC Nevada, LLC	\$47,215
NY	Silver Star Limo	\$23,649
PA	Buco Transportation Inc., dba Campbell Bus Lines	\$22,578
PA	Butler Motor Transit, Inc.	\$15,598
PA	David Thomas Tours	\$28,648
PA	O.D. Anderson Inc., dba Anderson Coach and Tour	\$13,932
PA	Transportation Management Services	\$31,842
TX	Cougar Bus Line, Ltd.	\$17,728
TX	First Class Transportation, LLC	\$27,611
TX	Lone Star Coaches, Inc.	\$107,592
WI	Sam Van Galder, Inc.	\$55,191
WI	Wisconsin Coach Lines, Inc.	\$27,488
Total		\$2,000,000

**FY 2022 Emergency Operations Center Grant Program (EOCGP) Allocations
(Table 11)**

State/ Tribe	Sub-recipient	Project Name	Project Federal Amount
Tribe	Alutiiq Tribe of Old Harbor	Tsunami Shelter for the Alutiiq Tribe of Old Harbor, Alaska	\$1,500,000
Tribe	Fond du Lac Band of Lake Superior Chippewa	Fond du Lac Law Enforcement and Emergency Management Building	\$2,742,000
AZ	City of Sedona	Sedona Emergency Operations Center– Police Remodel and Renovations	\$900,000
	Pinal County	Pinal County AZ EOC	\$187,500
CA	City of Huntington Park	City of Huntington Park, Emergency Operations System	\$1,000,000
	City of Lancaster	Emergency Operations Center at Lancaster City Hall	\$500,000
	City of Redlands	City of Redlands Emergency Operations Center Improvement Project	\$712,500
	City of Rialto	City of Rialto Emergency Operations Center	\$862,500
	City of Santa Rosa	Santa Rosa - Emergency Operations Center	\$1,000,000
	City of Torrance	Torrance Emergency Operations Center Power Supply	\$700,000
CO	Gilpin County Office of Emergency Management	Gilpin County Emergency Operations Center	\$138,557
CT	Town of Newington	Town of Newington Emergency Operations Center	\$1,000,000
	Town of North Branford	North Branford Emergency Operations Center	\$1,000,000
	Town of South Windsor	Emergency Operation Center South Windsor	\$84,000
FL	Franklin County Florida Board of Commissioners	Franklin County Emergency Operations Center	\$1,000,000
	Haines City	Haines City Fire Department Services	\$750,000
GA	City of Roswell	City of Roswell – 911 Emergency Communications Call Center	\$1,000,000
HI	Hawai'i Emergency Management Agency	Hawaii State Emergency Operations Center in Mililani First Responder Tech Campus	\$1,000,000
IA	Jackson County Board of Supervisors	Jackson County Emergency Operations Center	\$262,500
IL	Lake County	Lake County Combined EOC	\$1,000,000
	The Board of Trustees, Western Illinois University	Western Illinois Emergency Operations Center	\$2,000,000
	Wauconda Fire District	Emergency Operations Center Generator Replacement	\$36,000
ME	York County Emergency Management Agency	York County Emergency Operations Center and Regional All-Hazards Training and Response Facility	\$850,000

State/ Tribe	Sub-recipient	Project Name	Project Federal Amount
MI	Gerald R. Ford International Airport	Gerald R. Ford International Airport Emergency Operations Center	\$1,000,000
MN	Metropolitan Airports Commission	Public Safety and Security Building – MSP International Airport	\$1,500,000
MS	Noxubee County Board of Supervisors	Noxubee County Emergency Operations Center	\$1,000,000
NC	Cherokee County	Cherokee County – EOC	\$131,250
	City of Asheboro	Asheboro Emergency Response Station	\$3,000,000
	Wake County	Wake County Emergency Operations Center	\$1,000,000
	Yancey County	Yancey County – EOC	\$150,000
NH	Hampstead Fire Department	Emergency Operations Center Renovation	\$200,000
NM	Doña Ana County	Doña Ana County Emergency Operations Center	\$1,500,000
	Luna County	Luna County Emergency Operations Center	\$1,500,000
NV	Carson City Public Works Department	Carson City Emergency Operations Center/Fire Station/Back Up Emergency Dispatch Center	\$2,000,000
NY	Cayuga County Office of Emergency Services	Cayuga County Emergency Operations Center	\$75,000
	County of Westchester	Emergency Communications Radio System Replacement	\$2,000,000
	Onondaga County- Department of Emergency Management	Onondaga County Emergency Operations Center	\$1,000,000
	Suffolk County Department of Fire	Suffolk County Fire Rescue and Emergency Service – Emergency Operation Center Renovation	\$250,000
	The Resilience, Education, Training, and Innovation Center	East 132 nd Street Pier Park Waterfront Plan	\$1,000,000
	Town of Amherst	Town of Amherst Emergency Operations Center Communications and Bathroom/Kitchen Upgrades	\$500,000
OH	Lake County Board of Commissioners	Lake County Emergency Operations Center	\$1,000,000
	Perkins Township	Perkins Township Emergency Operations Center and Fire Station	\$600,000
OR	Baker County Sheriff's Office	Emergency Operations Center	\$2,000,000
	Benton County	Benton County Emergency Operations Center	\$1,000,000
	Central Oregon Intergovernmental Council	Emergency Services Training and Coordination Center	\$750,000
PA	Beaver County Emergency Services	Beaver County Emergency Operations Center	\$320,000
	Chestnuthill Township	Shared West End Emergency Services Facility	\$1,000,000
	City of Allentown	City of Allentown Fire Department Emergency Operations Center	\$129,596

State/ Tribe	Sub-recipient	Project Name	Project Federal Amount
RI	Warwick Emergency Management Agency	Emergency Operations Center Performance Improvement	\$240,000
TX	City of Brownsville	Brownsville Emergency Operations Center	\$1,000,000
	Zapata County	Zapata County Emergency Operations Center	\$1,000,000
WA	City of Walla Walla	Walla Walla Relocate E911 Emergency Telecom	\$1,000,000
WV	WV Division of Emergency Management	Emergency Operations Center Facility Project	\$955,000
Total			\$49,026,403



FEMA

**Grant Programs Directorate
Information Bulletin No. 464
July 16, 2021**

MEMORANDUM FOR: All State Administrative Agency Heads
All State Administrative Agency Points of Contact
All Urban Area Security Initiative Points of Contact
All State Homeland Security Directors
All State Emergency Management Agency Directors
All Eligible Regional Transit Agencies
All Private Sector Transportation Security Partners
All Public and Private Sector Port Security Partners
All Tribal Nation Points of Contact

FROM: Christopher P. Logan 
Acting Assistant Administrator
Grant Programs Directorate

SUBJECT: Fiscal Year 2021 Preparedness Grant Programs
Final Allocation Announcement

The Federal Emergency Management Agency (FEMA), a component of the Department of Homeland Security (DHS), is announcing the final awards and allocations under the Fiscal Year (FY) 2021 preparedness grant programs. These are:

- Homeland Security Grant Program (HSGP)
 - State Homeland Security Program¹
 - Urban Area Security Initiative¹
 - Operation Stonegarden
- Emergency Management Performance Grant (EMPG) Program, including American Rescue Plan Act funding¹
- Tribal Homeland Security Grant Program (THSGP)
- Nonprofit Security Grant Program (NSGP)
- Port Security Grant Program (PSGP)
- Transit Security Grant Program (TSGP)
- Intercity Passenger Rail (IPR) Program – Amtrak¹
- Intercity Bus Security Grant Program (IBSGP)

¹ Final allocations for these programs were announced on February 25, 2021 and April 15, 2021 as part of the Notices of Funding Opportunity release.

The total amount of funds allocated for the FY 2021 Preparedness Grant Programs announced in this Information Bulletin is \$1,970,100,000.²

FY 2021 Homeland Security Grant Program (HSGP)

The HSGP includes a suite of risk-based grants to assist state, local and tribal efforts in obtaining the resources required to support the National Preparedness Goal's associated mission areas and core capabilities to build a culture of preparedness. The grants included under HSGP are:

*State Homeland Security Program (SHSP)*³. The SHSP provides \$415 million to support the implementation of state homeland security strategies to address identified planning, organization, equipment, training, and exercise needs to prevent, protect against, prepare for, and respond to acts of terrorism and other catastrophic events. SHSP also provides funding to implement initiatives based on capability targets and gaps identified during the Threat and Hazard Identification and Risk Assessment (THIRA) process and assessed in the Stakeholder Preparedness Review (SPR) (See Table 1).

*Urban Area Security Initiative (UASI)*³. The UASI Program provides \$615 million to address the unique planning, organization, equipment, training, and exercise needs of high-risk urban areas, and assists them in building an enhanced and sustainable capacity to prevent, protect against, prepare for, and respond to acts of terrorism (See Table 2).

Operation Stonegarden (OPSG). OPSG provides \$90 million to enhance cooperation and coordination among local, tribal, territorial, state, and Federal law enforcement agencies in a joint mission to secure the United States' borders along routes of ingress from international borders, to include travel corridors in states bordering Mexico and Canada, as well as states and territories with international water borders (See Table 3).

FY 2021 Emergency Management Performance Grant (EMPG) Program

The EMPG Program provides \$355.1 million to assist state, local, tribal, and territorial governments in preparing for all hazards. This funding amount includes \$100,000 from the Disaster Relief Fund that FEMA makes available to the Federated States of Micronesia and the Republic of the Marshall Islands. The American Rescue Plan Act (ARPA) of 2021 provides \$100 million in additional funding (See Table 4).

² The following FY 2021 grant programs are not part of this announcement and will be awarded separately: Assistance to Firefighters Grant (AFG) Program (\$324 million), AFG-ARPA Program (\$90 million), Staffing for Adequate Fire and Emergency Response (SAFER) Grant Program (\$360 million), SAFER-ARPA Program (\$200 million), Fire Prevention and Safety (FP&S) Grant Program (\$36 million), FP&S-ARPA Program (\$10 million), Regional Catastrophic Preparedness Grant Program (\$12 million), and Presidential Residence Protection Assistance Grant Program (\$12.7 million). The ARPA-related programs will be included as part of the regular FY 2021 announcements for the AFG Program, SAFER Program, and FP&S Program.

³ Per section 2006 of the *Homeland Security Act of 2002* (codified as amended at 6 U.S.C. § 607), DHS/FEMA is required to ensure that at least 25 percent of grant funding appropriated for grants awarded under HSGP's authorizing statute are used for law enforcement terrorism prevention activities. DHS/FEMA meets this requirement, in part, by requiring all SHSP and UASI recipients to ensure that at least 25 percent of the combined HSGP funds allocated under SHSP and UASI are dedicated towards law enforcement terrorism prevention activities (LETPA), as defined in 6 U.S.C. § 607. The LETPA allocation can be from SHSP, UASI, or both. Since the majority of OPSG funds are already used for law enforcement terrorism prevention activities, this is not an additional requirement for OPSG.

FY 2021 Tribal Homeland Security Grant Program (THSGP)

The THSGP provides \$15 million directly to eligible tribes to help strengthen the nation against risks associated with potential terrorist attacks by helping eligible tribes in obtaining the resources required to support the National Preparedness Goal's mission areas and core capabilities as they apply to tribal lands (See Table 5).

FY 2021 Nonprofit Security Grant Program (NSGP)

The NSGP provides \$180 million in funding support for target hardening and other physical security enhancements and activities to nonprofit organizations that are at a high risk of a terrorist attack. Of this amount, \$90 million in funding is available to nonprofit organizations located within one of the FY 2021 UASI-designated high-risk urban areas (NSGP-Urban Area or NSGP-UA) (See Table 6). In FY 2021, additional, separate funding in the amount of \$90 million is also appropriated for nonprofit organizations located outside of FY 2021 UASI-designated high-risk urban areas (NSGP-State or NSGP-S) (See Table 7). The intent of both the FY 2021 NSGP-UA and NSGP-S programs is to competitively award grant funding to assist nonprofit organizations in obtaining the resources required to support and integrate the preparedness activities of nonprofit organizations that are at high risk of a terrorist attack with broader state and local preparedness efforts. The programs seek to integrate nonprofit preparedness activities with broader state and local preparedness efforts. They are also designed to promote coordination and collaboration in emergency preparedness activities among public and private community representatives, as well as state and local government agencies (See Tables 6 and 7).

FY 2021 Port Security Grant Program (PSGP)

The PSGP provides \$100 million for transportation infrastructure security activities to implement Area Maritime Transportation Security Plans and facility security plans among port authorities, facility operators, and state and local government agencies required to provide port security services. The intent of the FY 2021 PSGP is to competitively award grant funding to assist ports in obtaining the resources required to support the development and sustainment of core capabilities identified in the National Preparedness Goal of a secure and resilient nation (See Table 8).

FY 2021 Transit Security Grant Program (TSGP)

The TSGP provides \$88 million to the nation's public transportation agencies serving historically eligible UASI-designated high-risk urban areas for enhancement of security measures at critical transit infrastructure including bus, ferry, and rail systems. The intent of the FY 2021 TSGP is to competitively award grant funding to assist public transportation agencies in obtaining the resources required to support the development and sustainment of core capabilities identified in the National Preparedness Goal of a secure and resilient nation (See Table 9).

FY 2021 Intercity Passenger Rail (IPR) Program – Amtrak

The IPR provides \$10 million to Amtrak to develop security enhancements for eligible intercity passenger rail operations. The intent of the FY 2021 IPR is to grant funding to assist the Amtrak rail system in obtaining the resources required to support the National Preparedness Goal's associated mission areas and core capabilities. Amtrak is the only recipient under the IPR program.

FY 2021 Intercity Bus Security Grant Program (IBSGP)

The IBSGP provides \$2 million to owners and operators of intercity bus systems providing service to, from, or through historically eligible UASI-designated high-risk urban areas to protect critical surface transportation infrastructure and the traveling public from acts of terrorism and to increase the resilience of transit infrastructure. The intent of the FY 2021 IBSGP is to competitively award grant funding to assist these owners and operators in developing the capabilities necessary to support the National Preparedness Goal of a secure and resilient nation (See Table 10).

**FY 2021 State Homeland Security Program (SHSP) Allocations
(Table 1)**

State/Territory	FY 2021 SHSP Allocation	State/Territory	FY 2021 SHSP Allocation
Alabama	\$4,602,500	Montana	\$4,602,500
Alaska	\$4,602,500	Nebraska	\$4,602,500
American Samoa	\$1,052,000	Nevada	\$4,602,500
Arizona	\$4,602,500	New Hampshire	\$4,602,500
Arkansas	\$4,602,500	New Jersey	\$7,345,897
California	\$59,220,807	New Mexico	\$4,602,500
Colorado	\$4,602,500	New York	\$70,639,800
Connecticut	\$4,602,500	North Carolina	\$5,280,222
Delaware	\$4,602,500	North Dakota	\$4,602,500
District of Columbia	\$5,280,222	Northern Mariana	\$1,052,000
Florida	\$9,701,894	Ohio	\$6,428,138
Georgia	\$5,491,278	Oklahoma	\$4,602,500
Guam	\$1,052,000	Oregon	\$4,602,500
Hawaii	\$4,602,500	Pennsylvania	\$8,447,973
Idaho	\$4,602,500	Puerto Rico	\$4,602,500
Illinois	\$14,427,260	Rhode Island	\$4,602,500
Indiana	\$4,602,500	South Carolina	\$4,602,500
Iowa	\$4,602,500	South Dakota	\$4,602,500
Kansas	\$4,602,500	Tennessee	\$4,602,500
Kentucky	\$4,602,500	Texas	\$18,908,141
Louisiana	\$4,602,500	U.S. Virgin Islands	\$1,052,000
Maine	\$4,602,500	Utah	\$4,602,500
Maryland	\$7,345,897	Vermont	\$4,602,500
Massachusetts	\$6,428,138	Virginia	\$8,447,973
Michigan	\$5,280,222	Washington	\$6,428,138
Minnesota	\$4,602,500	West Virginia	\$4,602,500
Mississippi	\$4,602,500	Wisconsin	\$4,602,500
Missouri	\$4,602,500	Wyoming	\$4,602,500
Total	\$415,000,000		

**FY 2021 Urban Area Security Initiative (UASI) Allocations
(Table 2)**

State/Territory	Funded Urban Area	FY 2021 UASI Allocation
Arizona	Phoenix Area	\$5,250,000
California	Anaheim/Santa Ana Area	\$5,250,000
	Bay Area	\$37,500,000
	Los Angeles/Long Beach Area	\$68,000,000
	Riverside Area	\$3,900,000
	Sacramento Area	\$3,800,000
	San Diego Area	\$16,900,000
Colorado	Denver Area	\$3,900,000
District of Columbia	National Capital Region	\$51,750,000
Florida	Miami/Fort Lauderdale Area	\$14,750,000
	Orlando Area	\$3,800,000
	Tampa Area	\$3,800,000
Georgia	Atlanta Area	\$6,250,000
Hawaii	Honolulu Area	\$3,800,000
Illinois	Chicago Area	\$68,000,000
Maryland	Baltimore Area	\$4,250,000
Massachusetts	Boston Area	\$16,900,000
Michigan	Detroit Area	\$5,250,000
Minnesota	Twin Cities Area	\$5,250,000
Missouri	St. Louis Area	\$3,800,000
Nevada	Las Vegas Area	\$5,250,000
New Jersey	Jersey City/Newark Area	\$19,050,000
New York	New York City Area	\$178,750,000
North Carolina	Charlotte Area	\$3,800,000
Oregon	Portland Area	\$3,800,000
Pennsylvania	Philadelphia Area	\$16,900,000
Texas	Dallas/Fort Worth/Arlington Area	\$16,900,000
	Houston Area	\$24,600,000
	San Antonio Area	\$3,800,000
Virginia	Hampton Roads Area	\$3,800,000
Washington	Seattle Area	\$6,250,000
Total		\$615,000,000

**FY 2021 Operation Stonegarden (OPSG) Allocations by State/Territory
(Table 3)**

State/Territory	FY 2021 OPSG Program Allocation
Alabama	\$100,000
Arizona	\$18,514,000
California	\$11,650,000
Florida	\$2,671,000
Idaho	\$245,900
Louisiana	\$815,500
Maine	\$930,000
Michigan	\$2,017,800
Minnesota	\$1,062,000
Mississippi	\$200,000
Montana	\$1,678,200
New Hampshire	\$180,000
New Mexico	\$2,955,000
New York	\$1,986,300
North Dakota	\$1,524,000
Ohio	\$768,500
Pennsylvania	\$100,000
Puerto Rico	\$1,341,000
Texas	\$39,054,000
U.S. Virgin Islands	\$100,000
Vermont	\$500,000
Washington	\$1,606,800
Total	\$90,000,000

FY 2021 Emergency Management Performance Grant (EMPG) Program and EMPG-American Rescue Plan Act (ARPA) Program Allocations
(Table 4)

State/Territory	FY 2021 EMPG Allocation	EMPG- ARPA Allocation	State/Territory	FY 2021 EMPG Allocation	EMPG- ARPA Allocation
Alabama	\$5,810,048	\$1,636,633	New Hampshire	\$3,536,296	\$996,140
Alaska	\$3,130,109	\$881,721	New Jersey	\$8,343,188	\$2,350,194
Arizona	\$7,408,830	\$2,086,995	New Mexico	\$4,009,589	\$1,129,461
Arkansas	\$4,600,659	\$1,295,961	New York	\$15,029,265	\$4,233,596
California	\$27,840,216	\$7,842,311	North Carolina	\$9,442,218	\$2,659,780
Colorado	\$6,376,806	\$1,796,283	North Dakota	\$3,151,951	\$887,873
Connecticut	\$4,937,370	\$1,390,809	Ohio	\$10,140,855	\$2,856,578
Delaware	\$3,293,610	\$927,778	Oklahoma	\$5,208,395	\$1,467,154
District of Columbia	\$3,118,379	\$878,416	Oregon	\$5,375,140	\$1,514,125
Florida	\$16,561,961	\$4,665,341	Pennsylvania	\$10,837,984	\$3,052,953
Georgia	\$9,512,053	\$2,679,451	Rhode Island	\$3,338,580	\$940,446
Hawaii	\$3,562,346	\$1,003,477	South Carolina	\$5,999,679	\$1,690,050
Idaho	\$3,830,896	\$1,079,125	South Dakota	\$3,233,434	\$910,826
Illinois	\$10,712,809	\$3,017,693	Tennessee	\$7,066,950	\$1,990,690
Indiana	\$6,982,606	\$1,966,931	Texas	\$21,440,067	\$6,039,456
Iowa	\$4,685,744	\$1,319,928	Utah	\$4,740,948	\$1,335,479
Kansas	\$4,526,013	\$1,274,934	Vermont	\$3,061,159	\$862,299
Kentucky	\$5,525,910	\$1,556,594	Virginia	\$8,156,564	\$2,297,623
Louisiana	\$5,633,396	\$1,586,873	Washington	\$7,582,922	\$2,136,034
Maine	\$3,525,978	\$993,233	West Virginia	\$3,803,954	\$1,071,536
Maryland	\$6,535,466	\$1,840,977	Wisconsin	\$6,392,753	\$1,800,776
Massachusetts	\$7,071,260	\$1,991,905	Wyoming	\$3,034,926	\$854,908
Michigan	\$9,036,574	\$2,545,514	Puerto Rico	\$4,702,915	\$1,324,765
Minnesota	\$6,280,633	\$1,769,192	U.S. Virgin Islands	\$955,477	\$269,149
Mississippi	\$4,559,897	\$1,284,478	American Samoa	\$917,809	\$258,538
Missouri	\$6,596,700	\$1,858,226	Guam	\$995,257	\$280,353
Montana	\$3,353,579	\$944,670	Northern Mariana Islands	\$920,661	\$259,341
Nebraska	\$3,901,654	\$1,099,058	Republic of the Marshall Islands	\$50,000	\$0
Nevada	\$4,669,562	\$1,315,370	Federated States of Micronesia	\$50,000	\$0
Total				\$355,100,000	\$100,000,000

**FY 2021 Tribal Homeland Security Grant Program (THSGP) Allocations
(Table 5)**

State	Tribe	FY 2021 THSGP Allocation
AK	Iñupiat Community of the Arctic Slope	\$1,781,035
AZ	Colorado River Indian Tribes	\$1,120,422
AZ	Fort McDowell Yavapai Nation	\$1,084,736
AZ	Gila River Indian Community	\$255,087
AZ	Pascua Yaqui Tribe	\$1,109,653
CA	Cher-Ae Heights Indian Community of the Trinidad Rancheria	\$1,053,791
CA	Twenty-Nine Palms Band of Mission Indians	\$321,028
FL	Seminole Tribe of Florida	\$1,208,997
MN	Prairie Island Indian Community	\$667,000
NY	Seneca Nation of Indians	\$1,825,732
ND	Three Affiliated Tribes	\$1,120,015
OK	Choctaw Nation of Oklahoma	\$745,646
OK	Citizen Potawatomi Nation	\$843,378
OK	Comanche Nation	\$150,118
OR	Confederated Tribes of Grand Ronde	\$280,794
OR	Confederated Tribes of Siletz Indians	\$135,000
WA	Shoalwater Bay Indian Tribe	\$80,654
WI	Ho-Chunk Nation	\$1,216,914
Total		\$15,000,000

FY 2021 Nonprofit Security Grant Program-Urban Area (NSGP-UA)
Allocations by Urban Area and State
(Table 6)

FY 2021 Nonprofit Security Grant Program - Urban Area					
State	Urban Area	By Urban Area		By State	
		Total Applications Funded	FY 2021 NSGP-UA Funding	Total Applications Funded	FY 2021 NSGP-UA Funding
Arizona	Phoenix Area	15	\$1,993,967	15	\$1,993,967
California	Anaheim/Santa Ana Area	9	\$1,156,363	107	\$14,537,695
	Bay Area	15	\$2,093,490		
	Los Angeles/Long Beach Area	51	\$7,081,411		
	Riverside Area	4	\$600,000		
	Sacramento Area	12	\$1,590,881		
	San Diego Area	16	\$2,015,550		
Colorado	Denver Area	2	\$248,000	2	\$248,000
District of Columbia	National Capital Region	45	\$5,815,430	45	\$5,815,430
Florida	Miami/Fort Lauderdale Area	45	\$6,484,279	50	\$7,091,344
	Orlando Area	1	\$150,000		
	Tampa Area	4	\$457,065		
Georgia	Atlanta Area	7	\$950,000	7	\$950,000
Hawaii	Honolulu Area	1	\$150,000	1	\$150,000
Illinois	Chicago Area	44	\$5,617,220	44	\$5,617,220
Maryland	Baltimore Area	48	\$5,832,908	48	\$5,832,908
Massachusetts	Boston Area	9	\$1,260,874	9	\$1,260,874
Michigan	Detroit Area	15	\$1,943,844	15	\$1,943,844
Minnesota	Twin Cities Area	11	\$1,393,475	11	\$1,393,475
Missouri	St. Louis Area	4	\$320,400	4	\$320,400
Nevada	Las Vegas Area	0	\$0	0	\$0
New Jersey	Jersey City/Newark Area	82	\$11,686,957	82	\$11,686,957
New York	New York City Area	182	\$26,979,387	182	\$26,979,387
North Carolina	Charlotte Area	2	\$300,000	2	\$300,000
Oregon	Portland Area	3	\$299,500	3	\$299,500
Pennsylvania	Philadelphia Area	5	\$459,728	5	\$459,728
Texas	Dallas/Fort Worth/Arlington Area	1	\$150,000	17	\$2,392,875
	Houston Area	12	\$1,656,555		
	San Antonio Area	4	\$586,320		
Virginia	Hampton Roads Area	4	\$343,101	4	\$343,101
Washington	Seattle Area	3	\$383,295	3	\$383,295
Total			\$90,000,000		\$90,000,000

**FY 2021 Nonprofit Security Grant Program-State (NSGP-S) Allocations
(Table 7)**

FY 2021 Nonprofit Security Grant Program - State	
State/Territory	FY 2021 NSGP-S Allocation
Alabama	\$1,498,960
Alaska	\$196,001
American Samoa	\$742,000
Arizona	\$1,112,602
Arkansas	\$628,504
California	\$6,048,527
Colorado	\$839,345
Connecticut	\$2,093,160
Delaware	\$970,298
Florida	\$2,747,601
Georgia	\$1,037,890
Guam	\$464,500
Hawaii	Did Not Apply
Idaho	\$791,199
Illinois	\$3,019,449
Indiana	\$4,857,565
Iowa	\$382,960
Kansas	\$1,834,988
Kentucky	\$382,040
Louisiana	\$1,677,840
Maine	\$973,606
Maryland	\$1,895,719
Massachusetts	\$1,735,423
Michigan	\$1,538,786
Minnesota	\$583,953
Mississippi	\$3,518,266
Missouri	\$1,304,263
Montana	\$300,000
Nebraska	\$1,190,083
Nevada	\$330,185
New Hampshire	\$951,951
New Jersey	\$3,689,206
New Mexico	\$597,000
New York	\$6,420,170
North Carolina	\$3,008,014
North Dakota	\$411,757
Northern Mariana Islands	\$54,462
Ohio	\$4,894,687
Oklahoma	\$1,810,878
Oregon	\$1,235,732
Pennsylvania	\$2,579,175
Puerto Rico	Did Not Apply
Rhode Island	\$546,710

FY 2021 Nonprofit Security Grant Program - State	
State/Territory	FY 2021 NSGP-S Allocation
South Carolina	\$1,580,343
South Dakota	\$1,195,540
Tennessee	\$976,238
Texas	\$4,100,075
U.S. Virgin Islands	\$300,000
Utah	\$1,426,110
Vermont	\$210,096
Virginia	\$2,350,214
Washington	\$1,499,483
West Virginia	\$606,426
Wisconsin	\$4,305,084
Wyoming	\$554,936
Total	\$90,000,000

**FY 2021 Port Security Grant Program (PSGP) Allocations
(Table 8)**

State	Port Area	Entity Name	FY 2021 PSGP Allocation
AK	Cook Inlet	Municipality of Anchorage/Port of Alaska	\$1,687,687
AK	Lynn Canal	City and Borough of Juneau (CBJ) Docks and Harbors	\$24,730
AK	Valdez	State of Alaska, Department of Public Safety, Alaska Wildlife Troopers	\$406,467
AL	Decatur	City of Decatur	\$52,500
AL	Mobile	Alabama Law Enforcement Agency	\$337,500
AL	Mobile	Alabama State Port Authority	\$38,213
AL	Mobile	City of Mobile	\$1,274,246
AL	Mobile	Mobile County Commission	\$156,000
AL	Mobile	Parker Towing Company Inc.	\$173,188
AR	Little Rock	Little Rock Port Authority	\$570,000
CA	El Segundo	Chevron USA, Inc. (El Segundo Refinery)	\$250,000
CA	Los Angeles-Long Beach	APM Terminals Pacific Ltd.	\$400,000
CA	Los Angeles-Long Beach	City of Long Beach Harbor Department	\$2,169,600
CA	Los Angeles-Long Beach	City of Los Angeles Harbor Department	\$787,500
CA	Los Angeles-Long Beach	City of Los Angeles Police Department (LAPD)	\$150,000
CA	Los Angeles-Long Beach	County of Los Angeles (Sheriff's Department)	\$375,000
CA	Los Angeles-Long Beach	Everport Terminal Services, Inc.	\$178,500
CA	Los Angeles-Long Beach	Fenix Marine Services, Ltd. (FMS)	\$224,050
CA	Los Angeles-Long Beach	International Transportation Service, LLC	\$130,500
CA	Los Angeles-Long Beach	Long Beach Container Terminal (LBCT) LLC	\$339,531
CA	Los Angeles-Long Beach	Long Beach Fire Department (LBFD)	\$567,000
CA	Los Angeles-Long Beach	Long Beach Police Department (LBPD)	\$375,000
CA	Los Angeles-Long Beach	Los Angeles Fire Department (LAFD)	\$356,407
CA	Los Angeles-Long Beach	Marine Exchange of Los Angeles Long Beach Harbor, Inc.	\$90,000
CA	Los Angeles-Long Beach	Pacific Maritime Services, LLC	\$25,000
CA	Los Angeles-Long Beach	SSA Pacific, Inc.	\$25,000

State	Port Area	Entity Name	FY 2021 PSGP Allocation
CA	Los Angeles-Long Beach	SSA Terminals (Pier A), LLC	\$25,000
CA	Los Angeles-Long Beach	SSA Terminals, LLC	\$25,000
CA	Los Angeles-Long Beach	Total Terminals International, LLC	\$120,000
CA	Port Hueneme	Oxnard Harbor District Port of Hueneme	\$665,663
CA	San Diego	San Diego Unified Port District Harbor Police Department	\$910,000
CA	San Francisco Bay	Alcatraz Island Services	\$24,661
CA	San Francisco Bay	Everport Terminal Services (Oakland)	\$151,750
CA	San Francisco Bay	Golden Gate Highway Transportation District (Ferry)	\$1,306,600
CA	San Francisco Bay	Hornblower Yachts, LLC	\$24,661
CA	San Francisco Bay	Humboldt Co. Sheriff's Office	\$236,250
CA	San Francisco Bay	IMTT Holdings, LLC (Richmond)	\$21,000
CA	San Francisco Bay	Marine Exchange of San Francisco Bay Region	\$277,767
CA	San Francisco Bay	Martinez Refining Company, LLC	\$426,676
CA	San Francisco Bay	Oakland Fire Department	\$825,000
CA	San Francisco Bay	Port of Redwood City	\$692,697
CA	San Francisco Bay	Port of San Francisco	\$118,314
CA	San Francisco Bay	Port of Stockton	\$153,542
CA	San Francisco Bay	San Francisco Police Department	\$24,975
CA	San Francisco Bay	SSA Terminals (Oakland), LLC	\$25,000
CA	San Francisco Bay	SSA Terminals, LLC	\$25,000
CA	San Francisco Bay	US Steel UPI (Martinez)	\$212,500
CNMI	Northern Mariana Islands	Commonwealth Ports Authority (CPA)	\$129,938
CT	Long Island Sound	Bridgeport and Port Jefferson Steamship Company	\$401,250
CT	Long Island Sound	City of Bridgeport	\$564,383
CT	Long Island Sound	City of New Haven	\$22,500
CT	Long Island Sound	City of New London	\$36,339
CT	Long Island Sound	City of Norwalk	\$193,839
CT	Long Island Sound	Cross Sound Ferry Services, Inc.	\$25,000
CT	Long Island Sound	Department of Emergency Services and Public Protection (DESPP)	\$250,732
CT	Long Island Sound	JDZ Marine LLC dba TowboatUS Mystic	\$7,880
CT	Long Island Sound	Mystic Fire Department	\$24,000
DE	Delaware Bay	City of Wilmington Fire Department	\$24,999
DE	Delaware Bay	Delaware City Refining Company, LLC	\$320,400
DE	Delaware Bay	Delaware State Police	\$75,000
DE	Delaware Bay	State of Delaware, Delaware Natural Resources and Environmental Control	\$355,757
FL	Jacksonville	City of Jacksonville	\$337,500

State	Port Area	Entity Name	FY 2021 PSGP Allocation
FL	Jacksonville	Jacksonville Port Authority (JAXPORT)	\$1,278,567
FL	Jacksonville	Jacksonville Sheriff's Office	\$440,250
FL	Key West	City of Key West	\$165,000
FL	Miami	Florida Fish and Wildlife Conservation Commission	\$273,350
FL	Miami	Miami Dade Police Department	\$1,289,353
FL	Pensacola	Destin Fire Control District	\$747,049
FL	Pensacola	Okaloosa County	\$29,819
FL	Port Canaveral	Canaveral Port Authority	\$1,103,950
FL	Port Everglades	Broward County Board of County Commissioners (Port Ev)	\$499,693
FL	Port Everglades	Broward County, Office of the Sheriff	\$518,250
FL	Tampa Bay	Florida Fish and Wildlife Conservation Commission	\$309,480
FL	Tampa Bay	Hillsborough Co. Sheriff's Office	\$590,535
FL	Tampa Bay	Manatee County Port Authority	\$1,055,843
FL	Tampa Bay	North River Fire District	\$73,237
FL	Tampa Bay	Tampa Fire Rescue	\$645,000
FL	Tampa Bay	Tampa Port Authority	\$667,500
GA	Savannah	Georgia Ports Authority	\$644,226
GA	Savannah	Kinder Morgan Energy Partners L.P.	\$147,550
GU	Apra Harbor	Guam Customs and Quarantine Agency (GCQA)	\$1,494,988
GU	Apra Harbor	Port Authority of Guam (PAG)	\$366,251
HI	Honolulu	Hawaii Department of Defense	\$490,145
IA	Quad-Cities	Buffalo Fire Department	\$135,000
IA	Quad-Cities	Clinton Fire Department	\$309,750
IL	Quad-Cities	Illinois State Police	\$77,525
IL	Quad-Cities	Rock Island County Emergency Telephone System Board	\$24,979
IL	Quad-Cities	Rock Island Emergency Management Agency	\$16,616
IL	Peoria - Illinois Valley	Illinois State Police	\$116,250
IL	Southern Tip Lake Michigan	Chicago Fire Department	\$235,200
IL	Southern Tip Lake Michigan	Chicago Police Department	\$96,750
IL	Southern Tip Lake Michigan	City of Chicago Office of Emergency Management and Communications	\$900,000
IL	Southern Tip Lake Michigan	Illinois State Police - Special Operations Command	\$30,000
IL	Southern Tip Lake Michigan	IMTT Holdings, LLC-Illinois	\$108,002
IL	Southern Tip Lake Michigan	Kinder Morgan Energy Partners L.P.	\$39,100

State	Port Area	Entity Name	FY 2021 PSGP Allocation
IL	Southern Tip Lake Michigan	Village of Westmont	\$451,557
IL	St. Louis	Illinois State Police	\$115,781
IN	Evansville	Evansville Police Department	\$55,658
IN	Southern Tip Lake Michigan	Indiana Department of Natural Resources Law Enforcement Division	\$120,000
KY	Louisville	Clark County Sheriff's Office	\$17,162
KY	Louisville	Indiana Department of Natural Resources	\$24,850
KY	Louisville	Jeffersonville Fire Department	\$34,612
KY	Louisville	Louisville Fire Department	\$60,000
KY	Louisville	Louisville Metro Police Department	\$629,287
KY	Louisville	Trimble County Water Safety	\$22,300
LA	Lake Charles	Calcasieu Parish Sheriff's Office	\$740,860
LA	New Orleans	Ascension Parish Sheriff's Office	\$48,900
LA	New Orleans	Board of Commissioners Port of New Orleans	\$514,987
LA	New Orleans	Chalmette Refinery	\$37,025
LA	New Orleans	Enterprise Products, New Orleans	\$22,791
LA	New Orleans	Jefferson Parish Sheriff Office	\$607,147
LA	New Orleans	Kinder Morgan St. Gabriel Terminal	\$16,500
LA	New Orleans	Louisiana State Police	\$24,660
LA	New Orleans	Marathon Petroleum Corp/Garyville Refinery	\$35,569
LA	New Orleans	PCS Nitrogen	\$189,300
LA	New Orleans	Plaquemines Port	\$776,639
LA	New Orleans	Port of South Louisiana	\$343,596
LA	New Orleans	Port of St. Bernard	\$1,313,900
LA	New Orleans	Southeast Louisiana Flood Protection Authority East	\$277,843
LA	New Orleans	St Charles Parish Sheriff Office	\$96,089
LA	Port Fourchon	Greater Lafourche Port Commission	\$634,293
MA	Boston	Boston Marine Incident and Resources Training Partnership	\$24,900
MA	Boston	Boston Police Department	\$84,918
MA	Boston	Braintree Fire Department	\$16,800
MA	Boston	City of Boston	\$10,200
MA	Boston	City of Newburyport	\$190,859
MA	Boston	City of Salem Police Department	\$96,500
MA	Boston	Massachusetts Environmental Police	\$86,625
MA	Boston	Massachusetts Port Authority	\$915,954
MA	Boston	Massachusetts State Police	\$180,430
MA	Boston	Metropolitan Law Enforcement Council (METRO-LEC)	\$48,074
MA	Boston	Quincy Police Department	\$24,999
MA	Boston	Town of Braintree Police Department	\$300,000
MA	Boston	Town of Hingham	\$225,000

State	Port Area	Entity Name	FY 2021 PSGP Allocation
MA	Boston	Town of Hull Fire Department	\$24,800
MD	Baltimore	Amports, Inc.	\$25,000
MD	Baltimore	Maryland Department of Transportation - Maryland Port Administration	\$1,655,370
MD	Baltimore	Maryland State Police	\$48,818
MD	Baltimore	Maryland Transportation Authority Police	\$47,402
ME	Portland	Maine State Police, Department of Public Safety (Special Services Unit)	\$81,852
MI	Detroit	United States Steel Corporation	\$198,000
MI	Escanaba	KK Integrated Logistics, LLC, Inc.	\$2,995
MI	Monroe	Port of Monroe	\$770,983
MI	Muskegon-Grand Haven	Michigan Department of Natural Resources (Law Enforcement Division)	\$184,971
MI	Sault Ste. Marie/Sault Region	Michigan Department of Natural Resources (Law Enforcement Division)	\$220,402
MN	Duluth-Superior	Duluth Seaway Port Authority	\$335,261
MN	Minneapolis-St. Paul	Goodhue County Sheriff's Office	\$178,513
MO	Kansas City	Missouri State Highway Patrol	\$27,718
MO	Kansas City	Platte County Sheriff's Office	\$24,316
MO	Southeast Missouri Port	Cape Girardeau County	\$296,250
MO	St. Louis	Missouri State Highway Patrol	\$27,718
MS	Gulfport	Mississippi Department of Marine Resources	\$23,548
MS	Gulfport	Mississippi State Authority at Gulfport	\$25,000
MS	Pascagoula	City of Pascagoula	\$20,696
MS	Pascagoula	Mississippi Department of Marine Resources	\$24,908
MS	Vicksburg	Ergon Marine Industrial Supply, Inc.	\$24,999
MS	Vicksburg	Mississippi Department of Public Safety	\$106,476
NC	Morehead City	Beaufort Police Department	\$61,560
NC	Morehead City	County of Pamlico	\$121,500
NC	Morehead City	North Carolina Department of Environmental Quality	\$334,660
NC	Morehead City	North Carolina State Ports Authority - Morehead City	\$209,149
NC	Wilmington	New Hanover County Sheriff's Office	\$49,500
NC	Wilmington	New Hanover Regional Medical Center	\$47,728
NC	Wilmington	North Carolina State Port Authority - Wilmington	\$1,000,000
NH	Portsmouth	New Hampshire Fish and Game Department	\$73,391
NJ	Delaware Bay	Camden County Sheriff's Office	\$25,000
NJ	Delaware Bay	Cherry Hill Fire District #13	\$25,983
NJ	Delaware Bay	CPI Operations, LLC	\$119,250
NJ	Delaware Bay	Delaware River Partners, LLC	\$507,932
NJ	Delaware Bay	Delaware River Port Authority	\$752,025
NJ	Delaware Bay	Gloucester Terminals, LLC	\$234,899
NJ	Delaware Bay	Pennsylvania State Police	\$80,658

State	Port Area	Entity Name	FY 2021 PSGP Allocation
NJ	Delaware Bay	South Jersey Port Corporation	\$349,650
NJ	Delaware Bay	State of NJ, Department of Law and Public Safety	\$822,750
NJ	Delaware Bay	Township of Pennsauken Fire Department	\$48,794
NJ	New York	City of Hoboken Fire Department	\$22,932
NJ	New York	Elizabeth Fire Department	\$11,221
NJ	New York	Jersey City Police Department - Emergency Services Unit	\$18,750
NJ	New York	Maher Terminals, LLC	\$581,244
NJ	New York	New York City Police Department	\$744,415
NJ	New York	North Hudson Regional Fire and Rescue	\$86,643
NJ	New York	Perth Amboy Fire Department	\$142,465
NJ	New York	Secaucus Fire Department	\$14,058
NJ	New York	State of NJ, Department of Law and Public Safety	\$1,246,500
NY	Buffalo	New York State Environmental Conservation Police	\$25,000
NY	Buffalo	Niagara County Sheriff's Office	\$27,000
NY	Long Island Sound	County of Suffolk	\$63,085
NY	Long Island Sound	New York State Environmental Conservation Police	\$25,000
NY	Long Island Sound	Suffolk County Sheriff's Office	\$25,000
NY	Long Island Sound	Town of Brookhaven	\$346,899
NY	New York	Albany Fire Department	\$192,742
NY	New York	City of Newburgh Fire Department	\$20,000
NY	New York	Elizabeth Fire Department	\$5,704
NY	New York	Greene County Sheriff's Office	\$7,094
NY	New York	Nassau County Police Department	\$1,498,320
NY	New York	New York City Fire Department	\$2,407,861
NY	New York	New York City Police Department	\$6,728,164
NY	New York	New York State Bridge Authority	\$36,978
NY	New York	New York State Environmental Conservation Police	\$133,325
NY	New York	Palisades Interstate Parkway Police Department	\$37,500
NY	New York	Pilots of the State of New York	\$23,164
NY	New York	Port Authority of New York and New Jersey	\$749,100
NY	New York	Sustainable Terminal Services, Inc.	\$2,172,300
NY	New York	Town of North Hempstead	\$20,991
NY	New York	Triborough Bridge and Tunnel Authority	\$562,500
NY	New York	Ulster County Sheriff Office	\$25,000
OH	Cincinnati	B & B Riverboats	\$21,345
OH	Cincinnati	Cincinnati Fire Department	\$7,500
OH	Cincinnati	Cincinnati Police Department	\$154,825
OH	Cincinnati	Covington Fire Department	\$251,617
OH	Cincinnati	Covington Police Department	\$4,838

State	Port Area	Entity Name	FY 2021 PSGP Allocation
OH	Cincinnati	Hebron Fire Department	\$13,802
OH	Cincinnati	Indiana Department of Natural Resources	\$120,000
OH	Cincinnati	Kenton County	\$22,545
OH	Cincinnati	Kentucky State Police	\$140,775
OH	Cleveland	City of Cleveland Division of Police Marine Unit	\$469,194
OR	Columbia-Snake River System	Maritime Fire and Safety Association	\$896,375
OR	Columbia-Snake River System	Shaver Transportation	\$24,970
OR	Columbia-Snake River System	Tidewater Barge Lines	\$192,233
PA	Delaware Bay	Greenwich Terminals, LLC	\$510,228
PA	Delaware Bay	Monroe Energy, LLC	\$250,000
PA	Erie	City of Erie, PA	\$90,737
PR	Guayanilla	Peerless Oil and Chemicals Inc.	\$67,590
RI	Narragansett/Mt. Hope Bays	East Providence Fire Department	\$279,675
RI	Narragansett/Mt. Hope Bays	Quonset Development Corporation	\$102,661
SC	Charleston	Charleston County Sheriff's Office	\$81,743
SC	Charleston	City of Charleston	\$589,165
SC	Charleston	Consolidated Dispatch Center	\$93,660
SC	Charleston	South Carolina Department of Natural Resources	\$442,639
SC	Charleston	South Carolina Law Enforcement Division	\$132,064
SC	Charleston	South Carolina Ports Authority	\$593,072
SC	Charleston	Town of Mount Pleasant	\$56,250
TN	Memphis	Shelby County Sheriff's Office	\$79,920
TN	Nashville	Metropolitan Government of Nashville and Davidson County	\$337,500
TX	Corpus Christi	Port Corpus Christi Authority	\$1,936,505
TX	Corpus Christi	Texas Parks and Wildlife Department	\$248,123
TX	Freeport	Port of Freeport	\$111,000
TX	Houston-Galveston	Board of Trustees of the Galveston Wharves	\$901,500
TX	Houston-Galveston	Chambers County	\$219,295
TX	Houston-Galveston	City of Baytown	\$37,500
TX	Houston-Galveston	City of Houston	\$1,013,002
TX	Houston-Galveston	Enterprise Products Partners	\$914,402
TX	Houston-Galveston	Harris County	\$1,302,200
TX	Houston-Galveston	Port of Houston Authority	\$558,811
TX	Houston-Galveston	Port of Texas City Security Council	\$356,344
TX	Houston-Galveston	Texas International Terminals, Inc.	\$296,250
TX	Houston-Galveston	Texas Parks and Wildlife Department	\$64,475
TX	Sabine-Neches River	City of Beaumont	\$2,566,794
TX	Sabine-Neches River	Enterprise Products Operating, LLC	\$221,471

State	Port Area	Entity Name	FY 2021 PSGP Allocation
TX	Sabine-Neches River	Jefferson County	\$477,996
TX	Sabine-Neches River	Marine Fueling Service, Inc.	\$100,268
TX	Sabine-Neches River	Port of Beaumont Navigation District of Jefferson County	\$127,043
TX	Sabine-Neches River	Port of Port Arthur Navigation District	\$2,015,349
TX	Sabine-Neches River	South East Texas Regional Planning Commission	\$396,357
TX	Sabine-Neches River	Texas Parks and Wildlife Department	\$70,875
TX	Victoria-Port Lavaca-Point Comfort	Port of Victoria	\$338,904
VA	Hampton Roads	Abingdon Volunteer Fire and Rescue, Inc.	\$536,644
VA	Hampton Roads	City of Chesapeake	\$86,250
VA	Hampton Roads	City of Newport News	\$768,655
VA	Hampton Roads	City of Norfolk	\$32,029
VA	Hampton Roads	City of Suffolk	\$12,750
VA	Hampton Roads	City of Virginia Beach	\$23,002
VA	Hampton Roads	County of Chesterfield	\$72,454
VA	Hampton Roads	King George County	\$185,836
VA	Hampton Roads	Virginia Port Authority	\$1,075,000
WA	Columbia-Snake River System	Lewiston, ID	\$10,000
WA	Columbia-Snake River System	Port of Vancouver	\$90,000
WA	Puget Sound	Everport Terminal Services, Inc.	\$38,000
WA	Puget Sound	King County Sheriff's Office	\$76,002
WA	Puget Sound	Port of Anacortes	\$66,784
WA	Puget Sound	Port of Everett	\$620,231
WA	Puget Sound	Port of Olympia	\$228,731
WA	Puget Sound	Port of Port Angeles	\$144,750
WA	Puget Sound	Port of Seattle	\$616,849
WA	Puget Sound	Port of Tacoma	\$189,540
WA	Puget Sound	Washington State Department of Fish and Wildlife	\$398,454
WA	Puget Sound	Washington State Department of Transportation - Ferries Division	\$929,026
WA	Puget Sound	Washington State Patrol	\$707,138
WI	Duluth-Superior	City of Superior Fire Department	\$225,000
WI	Green Bay	Green Bay Police Department	\$83,190
WI	Milwaukee	Wisconsin Department of Natural Resources	\$23,500
WV	Huntington - Tristate	Charleston, WV Fire Department	\$317,586
WV	Huntington - Tristate	South Charleston Fire Department	\$302,186
WV	Wheeling	Wheeling, WV Fire Department	\$36,681
Total			\$100,000,000

**FY 2021 Transit Security Grant Program (TSGP) Allocations
(Table 9)**

State	Agency	FY 2021 TSGP Allocation
CA	Los Angeles County Metropolitan Transportation Authority	\$1,682,450
	San Diego Metropolitan Transit System	\$398,361
	San Francisco Bay Area Rapid Transit District	\$4,512,704
	San Francisco Municipal Transportation Agency	\$1,497,520
	Southern California Regional Rail Authority	\$1,681,719
CT	Connecticut Department of Transportation	\$334,463
DC	Washington Metropolitan Area Transit Authority	\$4,467,690
GA	Metropolitan Atlanta Rapid Transit Authority	\$1,950,000
IL	Chicago Transit Authority	\$13,963,049
MA	Massachusetts Bay Transportation Authority	\$10,264,609
MD	Maryland Transit Administration	\$1,058,295
MO	City of Kansas City	\$6,000
NJ	Delaware River Port Authority	\$886,620
NJ	New Jersey Transit	\$16,885,377
NJ	Port Authority of New York and New Jersey	\$2,412,368
NY	Metropolitan Transportation Authority	\$21,928,456
NY	Niagara Frontier Transportation Authority	\$259,214
OR	Tri-County Metropolitan Transportation District	\$512,600
PA	Southeastern Pennsylvania Transportation Authority	\$1,028,583
TX	Dallas Area Rapid Transit	\$359,920
	Fort Worth Transportation Authority	\$683,800
WA	King County Department of Transportation	\$1,097,202
WI	Milwaukee County Transit System	\$129,000
Total		\$88,000,000

**FY 2021 Intercity Bus Security Grant Program (IBSGP) Allocations
(Table 10)**

Operator	State	FY 2021 IBSGP Allocation
Citizen Auto Stage Company, Inc.	Arizona	\$80,156
South of the Border Tours, LLC	Arizona	\$9,450
Eventure America, Inc. dba Little Rock Tours	Arkansas	\$50,164
All West Coachlines, Inc.	California	\$12,225
Carreras Tours, LLC	California	\$18,757
Ebmeyer Charter and Tours	California	\$12,161
Lux Bus America Co. dba Lux Bus Charter	California	\$46,858
Pacific Coast Sightseeing Tours and Charters, Inc.	California	\$28,731
Hermes Worldwide, Inc.	Colorado	\$12,833
Holiday Coach Lines, Inc.	Florida	\$13,459
Jet Set Line, Inc.	Florida	\$33,994
Motorcoach Class A Transportation	Florida	\$32,997
Horizon Motor Coach, Inc.	Georgia	\$16,988
Aries Charter Transportation, Inc.	Illinois	\$36,466
Taylor Motors, Inc.	Kentucky	\$17,248
American International Travel, dba Dixieland Tours	Louisiana	\$25,360
Hotard Coaches	Louisiana	\$72,770
Louisiana Motor Coach, Inc.	Louisiana	\$91,436
Mayo Tours, Inc.	Louisiana	\$68,829
Joseph's Transportation, Inc.	Massachusetts	\$49,227
Peter Pan Bus Lines, Inc.	Massachusetts	\$11,402
Checker Bus, LLC	Michigan	\$29,455
Lorenz Bus Service, Inc.	Minnesota	\$69,436
Executive Limousines of Kansas City	Missouri	\$39,879
Ground Travel Specialists, Inc.	Missouri	\$27,147
Academy Express	New Jersey	\$247,947
Coach USA, Inc.	New Jersey	\$122,336
Olympia Trails	New Jersey	\$74,808
Suburban Trails, Inc.	New Jersey	\$56,488
Field Trips 101, Inc.	New York	\$86,193
Wade Tours	New York	\$21,053
Holiday Tours	North Carolina	\$78,202
Trolleys, Inc.	North Carolina	\$65,651
Barons Bus, Inc.	Ohio	\$19,623
Garfield Logistics, Inc.	Ohio	\$25,416
David Thomas Tours	Pennsylvania	\$25,357
Nashville Livery, Inc.	Tennessee	\$24,058
American Transportation Services	Virginia	\$112,676
M & C Enterprise	Virginia	\$91,350
Newton Bus Service	Virginia	\$19,786
Sam Van Galder, Inc.	Wisconsin	\$3,605
Wisconsin Coach Lines, Inc.	Wisconsin	\$18,023
Total		\$2,000,000



**Grant Programs Directorate
Information Bulletin No. 451
June 30, 2020**

MEMORANDUM FOR: All State Administrative Agency Heads
All State Administrative Agency Points of Contact
All Urban Area Security Initiative Points of Contact
All State Homeland Security Directors
All State Emergency Management Agency Directors
All Eligible Regional Transit Agencies
All Private Sector Transportation Security Partners
All Public and Private Sector Port Security Partners
All Tribal Nation Points of Contact

FROM: Bridget E. Bean 
Assistant Administrator
Grant Programs Directorate

SUBJECT: Fiscal Year 2020 Preparedness Grant Programs
Final Allocation Announcement

Today, the Federal Emergency Management Agency (FEMA), a component of the Department of Homeland Security (DHS), is announcing the final awards and allocations under the Fiscal Year (FY) 2020 preparedness grant programs. These are:

- Homeland Security Grant Program (HSGP)
 - State Homeland Security Program¹
 - Urban Area Security Initiative¹
 - Operation Stonegarden
- Emergency Management Performance Grant (EMPG) Program¹
- Tribal Homeland Security Grant Program (THSGP)
- Nonprofit Security Grant Program (NSGP)
- Port Security Grant Program (PSGP)
- Transit Security Grant Program (TSGP)
- Intercity Passenger Rail (IPR) Program – Amtrak¹
- Intercity Bus Security Grant Program (IBSGP)

¹ Grant allocations for these programs were announced on February 14, 2020 and April 10, 2020 as part of the Notice of Funding Opportunity release as well as Grant Programs Directorate Information Bulletins #446 and #447.

The total amount of funds allocated for the FY 2020 Preparedness Grant Programs announced in this Information Bulletin is \$1,780,100,000.²

FY 2020 Homeland Security Grant Program (HSGP)

HSGP includes a suite of risk-based grants to assist state, local and tribal efforts in preventing, preparing for, protecting against, and responding to acts of terrorism. The grants included under HSGP are:

*State Homeland Security Program (SHSP)*³. SHSP provides \$415 million to support the implementation of the National Preparedness System and building a culture of preparedness through planning, organization, equipment, training, and exercise needs to prevent, protect against, and respond to acts of terrorism. SHSP also provides funding to implement initiatives based on capability targets and gaps identified during the Threat and Hazard Identification and Risk Assessment (THIRA) process and assessed in the Stakeholder Preparedness Review (SPR) (See Table 1).

*Urban Area Security Initiative (UASI)*³. The UASI program provides \$615 million to address the unique planning, organization, equipment, training, and exercise needs of high-threat, high-density urban areas, and assists them in building an enhanced and sustainable capacity to prevent, protect against, and respond to acts of terrorism (See Table 2).

Operation Stonegarden (OPSG). OPSG provides \$90 million to enhance cooperation and coordination among local, tribal, territorial, state, and Federal law enforcement agencies in a joint mission to secure the United States' borders along routes of ingress from international borders to include travel corridors in states bordering Mexico and Canada, as well as states and territories with international water borders (See Table 3).

FY 2020 Emergency Management Performance Grant (EMPG) Program

EMPG provides \$355.1 million to assist state, local, tribal, and territorial governments for the purpose of providing a system of emergency preparedness for the protection of life and property in the United States from all hazards and to vest responsibility for emergency preparedness jointly in the Federal Government and the states and their political subdivisions. This total funding amount includes \$100,000 from the Disaster Relief Fund that FEMA makes available to the Federated States of Micronesia and the Republic of the Marshall Islands (See Table 4).

² The following FY 2020 grant programs are not part of this announcement and will be awarded separately: Assistance to Firefighters Grants (\$319.5 million), Staffing for Adequate Fire and Emergency Response Grants (\$355 million), Fire Prevention and Safety Grants (\$35.5 million), Regional Catastrophic Preparedness Grant Program (\$10 million), and Presidential Residence Protection Assistance Grants (\$41 million).

³ Per section 2006 of the *Homeland Security Act of 2002*, as amended (6 U.S.C. § 607), DHS/FEMA is required to ensure that at least 25 percent of grant funding appropriated for grants awarded under HSGP's authorizing statute are used for law enforcement terrorism prevention activities. DHS/FEMA meets this requirement, in part, by requiring all SHSP and UASI recipients to ensure that at least 25 percent of the combined HSGP funds allocated under SHSP and UASI are dedicated towards law enforcement terrorism prevention activities, as defined in 6 U.S.C. § 607. The LETPA allocation can be from SHSP, UASI, or both. This requirement does not include award funds from OPSG.

FY 2020 Tribal Homeland Security Grant Program (THSGP)

THSGP provides \$15 million to directly eligible tribes to support the building, sustainment, and delivery of core capabilities to enable tribes to strengthen their capacity to prevent, protect against, and respond to potential terrorist attacks (See Table 5).

FY 2020 Nonprofit Security Grant Program (NSGP)

In FY 2020, NSGP provides \$90 million in funding to support target hardening and other physical security enhancements and activities for nonprofit organizations that are at high risk of a terrorist attack. Of this amount, \$50 million in funding was available to nonprofit organizations located within one of the UASI-designated high-risk urban areas (See Table 6). In FY 2020, additional, separate funding in the amount of \$40 million has also been appropriated for nonprofit organizations located outside of FY 2020 UASI-designated high-risk urban areas (See Table 7). The intent of NSGP is to competitively award grant funding to assist nonprofit organizations in obtaining the resources required to support and integrate the preparedness activities of nonprofit organizations that are at high risk of a terrorist attack with broader state and local preparedness efforts. The program seeks to integrate nonprofit preparedness activities with broader state and local preparedness efforts. It is also designed to promote coordination and collaboration in emergency preparedness activities among public and private community representatives, as well as state and local government agencies.

FY 2020 Port Security Grant Program (PSGP)

The PSGP provides \$100 million for transportation infrastructure security activities to implement Area Maritime Transportation Security Plans (AMSPs) and facility security plans among port authorities, facility operators, and state and local government agencies required to provide port security services. The purpose of PSGP is to competitively award grant funding to support increased port-wide risk management; enhance domain awareness; conduct training and exercises; expand port recovery and resiliency capabilities; further capabilities to prevent, detect, respond to, and recover from attacks involving improvised explosive devices and other non-conventional weapons (See Table 8).

FY 2020 Transit Security Grant Program (TSGP)

TSGP provides \$88 million to support transportation infrastructure security activities. It provides funds to eligible publicly owned operators of public transportation—which includes intra-city bus, commuter bus, ferries, and all forms of passenger rail—to protect critical surface transportation infrastructure and the traveling public from acts of terrorism, and to increase the resilience of transit infrastructure (See Table 9).

FY 2020 Intercity Passenger Rail (IPR) Program – Amtrak

In FY 2020, IPR provides \$10 million to the National Passenger Railroad Corporation (Amtrak) to protect critical surface transportation infrastructure and the traveling public from acts of terrorism, and to increase the resilience of the Amtrak rail system.

FY 2020 Intercity Bus Security Grant Program (IBSGP)

IBSGP provides \$2 million to owners and operators of intercity bus systems located within the UASI-eligible urban areas, to protect critical surface transportation infrastructure and the traveling public from acts of terrorism, and to increase the resilience of transit infrastructure (See Table 10).

**FY 2020 State Homeland Security Program Allocations
(Table 1)**

State/Territory	FY 2020 Allocation	State/Territory	FY 2020 Allocation
Alabama	\$4,287,500	Montana	\$4,287,500
Alaska	\$4,287,500	Nebraska	\$4,287,500
American Samoa	\$1,000,000	Nevada	\$4,287,500
Arizona	\$4,287,500	New Hampshire	\$4,287,500
Arkansas	\$4,287,500	New Jersey	\$7,692,000
California	\$62,011,000	New Mexico	\$4,287,500
Colorado	\$4,287,500	New York	\$73,968,000
Connecticut	\$4,287,500	North Carolina	\$5,529,000
Delaware	\$4,287,500	North Dakota	\$4,287,500
District of Columbia	\$5,529,000	Northern Mariana	\$1,000,000
Florida	\$10,159,000	Ohio	\$6,731,000
Georgia	\$5,750,000	Oklahoma	\$4,287,500
Guam	\$1,000,000	Oregon	\$4,287,500
Hawaii	\$4,287,500	Pennsylvania	\$8,846,000
Idaho	\$4,287,500	Puerto Rico	\$4,287,500
Illinois	\$15,107,000	Rhode Island	\$4,287,500
Indiana	\$4,287,500	South Carolina	\$4,287,500
Iowa	\$4,287,500	South Dakota	\$4,287,500
Kansas	\$4,287,500	Tennessee	\$4,287,500
Kentucky	\$4,287,500	Texas	\$19,799,000
Louisiana	\$4,287,500	U.S. Virgin Islands	\$1,000,000
Maine	\$4,287,500	Utah	\$4,287,500
Maryland	\$7,692,000	Vermont	\$4,287,500
Massachusetts	\$6,731,000	Virginia	\$8,846,000
Michigan	\$5,529,000	Washington	\$6,731,000
Minnesota	\$4,287,500	West Virginia	\$4,287,500
Mississippi	\$4,287,500	Wisconsin	\$4,287,500
Missouri	\$4,287,500	Wyoming	\$4,287,500
Total			\$415,000,000

**FY 2020 Urban Area Security Initiative Allocations
(Table 2)**

State/Territory	Funded Urban Area	FY 2020 UASI Allocation
Arizona	Phoenix Area	\$5,250,000
California	Anaheim/Santa Ana Area	\$5,250,000
	Bay Area	\$37,500,000
	Los Angeles/Long Beach Area	\$68,000,000
	Riverside Area	\$3,500,000
	Sacramento Area	\$3,500,000
	San Diego Area	\$16,900,000
Colorado	Denver Area	\$3,500,000
District of Columbia	National Capital Region	\$51,750,000
Florida	Miami/Fort Lauderdale Area	\$14,750,000
	Orlando Area	\$3,500,000
	Tampa Area	\$3,500,000
Georgia	Atlanta Area	\$6,250,000
Hawaii	Honolulu Area	\$3,500,000
Illinois	Chicago Area	\$68,000,000
Louisiana	New Orleans Area	\$3,500,000
Maryland	Baltimore Area	\$4,250,000
Massachusetts	Boston Area	\$16,900,000
Michigan	Detroit Area	\$5,250,000
Minnesota	Twin Cities Area	\$5,250,000
Missouri	St. Louis Area	\$3,500,000
Nevada	Las Vegas Area	\$5,250,000
New Jersey	Jersey City/Newark Area	\$19,050,000
New York	New York City Area	\$178,750,000
Oregon	Portland Area	\$3,500,000
Pennsylvania	Philadelphia Area	\$16,900,000
	Pittsburgh Area	\$3,500,000
Texas	Dallas/Fort Worth/Arlington Area	\$16,900,000
	Houston Area	\$24,600,000
	San Antonio Area	\$3,500,000
Virginia	Hampton Roads Area	\$3,500,000
Washington	Seattle Area	\$6,250,000
Total		\$615,000,000

**FY 2020 Operation Stonegarden Allocations by State
(Table 3)**

State	FY 20 Allocation
Alabama	\$367,193
Arizona	\$15,794,852
California	\$12,010,000
Florida	\$3,009,335
Idaho	\$367,694
Louisiana	\$753,488
Maine	\$1,915,000
Michigan	\$2,852,755
Minnesota	\$1,200,000
Mississippi	\$321,700
Montana	\$1,860,861
New Hampshire	\$303,942
New Mexico	\$2,837,378
New York	\$3,176,092
North Dakota	\$1,642,646
Ohio	\$1,633,974
Pennsylvania	\$180,000
Puerto Rico	\$1,871,665
Texas	\$33,521,229
U.S. Virgin Islands	\$800,000
Vermont	\$905,069
Washington	\$2,675,127
Total	\$90,000,000

**FY 2020 Emergency Management Performance Grants Allocations
(Table 4)**

State/Territory	Allocation	State/Territory	Allocation
Alabama	\$5,810,021	New Hampshire	\$3,535,345
Alaska	\$3,132,104	New Jersey	\$8,364,279
Arizona	\$7,334,955	New Mexico	\$4,008,526
Arkansas	\$4,599,731	New York	\$15,150,401
California	\$28,026,736	North Carolina	\$9,395,157
Colorado	\$6,359,228	North Dakota	\$3,151,693
Connecticut	\$4,951,179	Ohio	\$10,166,130
Delaware	\$3,287,592	Oklahoma	\$5,202,614
District of Columbia	\$3,115,544	Oregon	\$5,370,008
Florida	\$16,449,788	Pennsylvania	\$10,880,531
Georgia	\$9,478,184	Rhode Island	\$3,342,540
Hawaii	\$3,571,396	South Carolina	\$5,967,634
Idaho	\$3,809,678	South Dakota	\$3,230,393
Illinois	\$10,796,972	Tennessee	\$7,046,379
Indiana	\$6,984,140	Texas	\$21,275,940
Iowa	\$4,687,846	Utah	\$4,720,513
Kansas	\$4,532,655	Vermont	\$3,063,060
Kentucky	\$5,530,451	Virginia	\$8,141,739
Louisiana	\$5,646,719	Washington	\$7,550,758
Maine	\$3,525,395	West Virginia	\$3,812,940
Maryland	\$6,543,427	Wisconsin	\$6,400,118
Massachusetts	\$7,087,032	Wyoming	\$3,034,025
Michigan	\$9,073,402	Puerto Rico	\$4,712,641
Minnesota	\$6,282,771	U.S. Virgin Islands	\$955,950
Mississippi	\$4,572,991	American Samoa	\$919,683
Missouri	\$6,602,323	Guam	\$995,439
Montana	\$3,348,585	Northern Mariana Islands	\$920,700
Nebraska	\$3,904,262	Republic of the Marshall Islands	\$50,000
Nevada	\$4,639,757	Federated States of Micronesia	\$50,000
Total		\$355,100,000	

**FY 2020 Tribal Homeland Security Grant Program Awards
(Table 5)**

Tribe	State	FY20 Allocation
Native Village of Scammon Bay	AK	\$383,536
Poarch Band of Creek Indians	AL	\$275,000
Cocopah Indian Tribe	AZ	\$1,766,830
Colorado River Indian Tribes	AZ	\$600,297
Gila River Indian Community	AZ	\$840,000
Pascua Yaqui Tribe	AZ	\$1,049,048
Cabazon Band of Mission Indians	CA	\$217,695
Cahuilla Band of Indians	CA	\$593,654
Cher-Ae Heights Indian Community of the Trinidad Rancheria	CA	\$450,000
Sac and Fox Nation of Missouri in Kansas and Nebraska	KS	\$54,964
Mashpee Wampanoag Tribe	MA	\$1,124,652
Passamaquoddy Tribe at Pleasant Point Reservation	ME	\$374,000
Red Lake Band of Chipewa Indians	MN	\$678,000
Blackfeet Tribal Nation	MT	\$317,500
Absentee-Shawnee Tribe of Indians of Oklahoma	OK	\$62,254
Cherokee Nation	OK	\$964,335
Chickasaw Nation	OK	\$443,795
Choctaw Nation of Oklahoma	OK	\$571,528
Muscogee (Creek) Nation	OK	\$845,940
Sac and Fox Nation	OK	\$669,039
Sisseton Wahpeton Oyate	SD	\$220,064
Ysleta del Sur Pueblo	TX	\$641,173
Confederated Tribes of the Colville Reservation	WA	\$568,814
Suquamish Indian Tribe of the Port Madison Reservation	WA	\$402,303
Swinomish Indian Tribal Community	WA	\$499,300
Red Cliff Band of Lake Superior Chippewa Indians	WI	\$386,279
Total		\$15,000,000

**FY 2020 Nonprofit Security Grant Program-Urban Area
Awards by Urban Area and State
(Table 6)**

State	Urban Area	By Urban Area		By State	
		Total Applications Funded	Funding	Total Applications Funded	Funding
Arizona	Phoenix Area	9	\$805,198	9	\$805,198
California	Anaheim/Santa Ana Area	5	\$396,269	65	\$5,670,460
	Bay Area	11	\$941,500		
	Los Angeles/Long Beach Area	22	\$2,106,063		
	Riverside Area	2	\$200,000		
	Sacramento Area	9	\$633,003		
	San Diego Area	16	\$1,393,625		
Colorado	Denver Area	11	\$1,079,236	11	\$1,079,236
District of Columbia	National Capital Region	48	\$4,084,014	48	\$4,084,014
Florida	Miami/Fort Lauderdale Area	58	\$5,588,408	65	\$6,267,160
	Tampa Area	2	\$198,752		
	Orlando Area	5	\$480,000		
Georgia	Atlanta Area	7	\$681,000	7	\$681,000
Hawaii	Honolulu Area	1	\$100,000	1	\$100,000
Illinois	Chicago Area	27	\$2,345,637	27	\$2,345,637
Louisiana	New Orleans Area	6	\$434,255	6	\$434,255
Maryland	Baltimore Area	15	\$1,168,405	15	\$1,168,405
Massachusetts	Boston Area	4	\$308,301	4	\$308,301
Michigan	Detroit Area	21	\$1,666,364	21	\$1,666,364
Minnesota	Twin Cities Area	12	\$897,750	12	\$897,750
Missouri	St. Louis Area	5	\$313,616	5	\$313,616
Nevada	Las Vegas Area	3	\$299,877	3	\$299,877
New Jersey	Jersey City/Newark Area	77	\$7,202,890	77	\$7,202,890
New York	New York City Area	138	\$12,690,198	138	\$12,690,198
Oregon	Portland Area	6	\$428,449	6	\$428,449
Pennsylvania	Philadelphia Area	10	\$785,828	15	\$1,163,277
	Pittsburgh Area	5	\$377,449		
Texas	Dallas/Fort Worth/Arlington Area	7	\$670,249	18	\$1,592,458
	Houston Area	5	\$497,829		
	San Antonio Area	6	\$424,380		
Virginia	Hampton Roads Area	2	\$183,760	2	\$183,760
Washington	Seattle Area	8	\$617,695	8	\$617,695
Total		563	\$50,000,000	563	\$50,000,000

**FY 2020 Nonprofit Security Grant Program-State Awards
(Table 7)**

State/Territory	FY 2020 Allocation
Alabama	\$371,097
Alaska	\$289,154
American Samoa	\$0
Arizona	\$232,469
Arkansas	\$260,200
California	\$1,350,170
Colorado	\$538,563
Connecticut	\$872,048
Delaware	\$334,980
District of Columbia	\$0
Florida	\$1,552,485
Georgia	\$890,818
Guam	\$0
Hawaii	\$100,000
Idaho	\$0
Illinois	\$1,504,075
Indiana	\$2,436,508
Iowa	\$454,874
Kansas	\$1,362,576
Kentucky	\$159,119
Louisiana	\$532,256
Maine	\$152,728
Maryland	\$734,886
Massachusetts	\$1,352,709
Michigan	\$741,505
Minnesota	\$299,836
Mississippi	\$1,050,215
Missouri	\$404,280

State/Territory	FY 2020 Allocation
Montana	\$46,579
Nebraska	\$310,235
Nevada	\$172,936
New Hampshire	\$635,085
New Jersey	\$2,391,916
New Mexico	\$97,730
New York	\$4,338,400
North Carolina	\$1,107,568
North Dakota	\$464,369
Northern Mariana Islands	\$0
Ohio	\$2,366,979
Oklahoma	\$550,200
Oregon	\$282,850
Pennsylvania	\$807,160
Puerto Rico	\$0
Rhode Island	\$328,918
South Carolina	\$880,266
South Dakota	\$194,862
Tennessee	\$629,400
Texas	\$2,229,751
U.S. Virgin Islands	\$31,070
Utah	\$837,080
Vermont	\$222,323
Virginia	\$891,283
Washington	\$709,513
West Virginia	\$425,615
Wisconsin	\$742,712
Wyoming	\$327,650
Total	\$40,000,000

**FY 2020 Port Security Grant Program Awards
(Table 8)**

FY 2020 Port Security Grant Program			
State	Port Area	Entity Name	FY 2020 Allocation
AL	Mobile, AL	Alabama Law Enforcement Agency (ALEA)	\$462,586
AL	Mobile, AL	City of Mobile	\$740,141
AL	Mobile, AL	City of Orange Beach	\$517,549
CA	Los Angeles-Long Beach	A.P.M Terminals Pacific Ltd.	\$250,000
CA	Los Angeles-Long Beach	City of Long Beach, Harbor Department (POLB)	\$2,974,500
CA	Los Angeles-Long Beach	City of Los Angeles Harbor Department (POLA)	\$2,108,000
CA	Los Angeles-Long Beach	City of Los Angeles Police Dept. (LAPD)	\$750,000
CA	Los Angeles-Long Beach	County of Los Angeles (Sheriff's Department)	\$240,000
CA	Los Angeles-Long Beach	International Transportation Service, Inc. (ITS)	\$682,500
CA	Los Angeles-Long Beach	LBCT LLC	\$612,000
CA	Los Angeles-Long Beach	Long Beach Police Department (LBPD)	\$525,000
CA	Los Angeles-Long Beach	Los Angeles Fire Department (LAFD)	\$227,612
CA	Los Angeles-Long Beach	Marine Exchange of Los Angeles Long Beach Harbor, Inc.	\$160,200
CA	Los Angeles-Long Beach	Pacific Maritime Services, LLC	\$275,000
CA	Los Angeles-Long Beach	SSA Pacific, Inc	\$25,000
CA	Los Angeles-Long Beach	SSA Terminals (Pier A) LLC	\$25,000
CA	Los Angeles-Long Beach	SSA Terminals LLC	\$25,000
CA	Los Angeles-Long Beach	Total Terminals International, LLC (TTI)	\$290,562
CA	Los Angeles-Long Beach	TraPac LLC - Los Angeles	\$405,874
CA	Los Angeles-Long Beach	WWL Vehicle Services Americas, Inc.	\$210,000
CA	Los Angeles-Long Beach	Yusen Terminals LLC	\$343,000
CA	Port Hueneme, CA	Oxnard Harbor District - Port of Hueneme	\$1,681,313
CA	San Diego, CA	San Diego Unified Port District	\$600,000
CA	San Diego, CA	San Diego Unified Port District - Harbor Police Department	\$412,500
CA	San Francisco Bay	Alameda County Fire Dept.	\$23,441
CA	San Francisco Bay	Oakland Police Dept.	\$325,000
CA	San Francisco Bay	Port of Redwood City	\$1,169,710
CA	San Francisco Bay	Port of San Francisco	\$1,428,612
CA	San Francisco Bay	Port of Stockton	\$765,574
CA	San Francisco Bay	San Francisco Fire Dept.	\$60,200
CA	San Francisco Bay	San Francisco Police Dept.	\$1,161,830
CA	San Francisco Bay	SSA Pacific West Sacramento	\$25,000
CA	San Francisco Bay	SSA Terminals LLC	\$25,000
CA	San Francisco Bay	SSA Terminals OICT	\$25,000
CT	Long Island Sound	City of Bridgeport	\$433,616

FY 2020 Port Security Grant Program			
State	Port Area	Entity Name	FY 2020 Allocation
CT	Long Island Sound	City of New Haven	\$297,250
CT	Long Island Sound	City of Norwalk	\$393,287
CT	Long Island Sound	City of Stamford	\$20,650
CT	Long Island Sound	Cross Sound Ferry Services, Inc.	\$24,839
CT	Long Island Sound	CT Department of Emergency Services and Public Protection	\$317,979
CT	Long Island Sound	Fishers Island Ferry District	\$125,153
CT	Long Island Sound	Greenwich Police Department	\$135,782
CT	Long Island Sound	JDZ Marine LLC dba TowBoatUS Mystic	\$7,880
CT	Long Island Sound	Stonington Police Department	\$37,500
CT	Long Island Sound	The Groton Long Point Association	\$320,805
CT	Long Island Sound	Town of East Lyme	\$11,721
CT	Long Island Sound	Town of Fairfield	\$48,228
DE	Delaware Bay	City of Wilmington Fire Department	\$56,250
DE	Delaware Bay	Delaware City Refining Company LLC	\$283,392
DE	Delaware Bay	Delaware State Police	\$302,034
DE	Delaware Bay	State of Delaware, DNREC	\$308,864
FL	Jacksonville, FL	Jacksonville Port Authority	\$1,175,625
FL	Jacksonville, FL	Jacksonville Sheriff's Office	\$395,730
FL	Miami, FL	County of Miami-Dade	\$1,000,000
FL	Miami, FL	Miami Dade County	\$708,942
FL	Port Canaveral, FL	Canaveral Port Authority	\$908,015
FL	Port Everglades, FL	Broward County Board of County Commissioners	\$822,811
FL	Port Everglades, FL	Broward Sheriff's Office	\$173,622
FL	Tampa Bay	City of Tampa	\$348,750
FL	Tampa Bay	Hillsborough County Sheriff's Office	\$821,044
FL	Tampa Bay	Manatee County Port Authority	\$813,090
FL	Tampa Bay	North River Fire Department	\$61,909
FL	Tampa Bay	Pinellas County Sheriff's Office	\$67,875
FL	Tampa Bay	Tampa Port Authority	\$493,350
GA	Savannah, GA	City of Savannah, Emergency Management	\$131,250
GA	Savannah, GA	Georgia Ports Authority	\$942,975
HI	Honolulu	Hawaii Department of Defense	\$1,268,129
HI	Honolulu	Matson Navigation Company, Inc.	\$1,015,000
IL	Peoria, IL	Illinois State Police	\$99,750
IL	Quad Cities, IA-IL	Rock Island County EMA	\$19,955
IL	Southern Tip Lake Michigan	Chicago Fire Department	\$764,178
IL	Southern Tip Lake Michigan	City of Chicago Office of Emergency Management and Communication	\$112,500
IL	Southern Tip Lake Michigan	Illinois International Port District	\$372,776
IL	Southern Tip Lake Michigan	Illinois State Police - SOCOM	\$54,500

FY 2020 Port Security Grant Program			
State	Port Area	Entity Name	FY 2020 Allocation
IL	Southern Tip Lake Michigan	Navy Pier Inc.	\$433,816
IL	St. Louis, MO and IL	America's Central Port	\$150,000
IL	St. Louis, MO and IL	Illinois State Police	\$45,133
IL	St. Louis, MO and IL	Madison (IL) Fire Department	\$105,195
IN	Southern Tip Lake Michigan	Indiana State Police	\$101,175
KY	Louisville, KY	Clark County Sheriff's Office	\$97,100
KY	Louisville, KY	Clarksville Fire Department	\$151,806
KY	Louisville, KY	Kentucky Department of Fish & Wildlife Resources	\$270,000
KY	Louisville, KY	Louisville Metro Police Department	\$173,111
LA	Lake Charles, LA	Louisiana State Police	\$25,000
LA	New Orleans	Ascension Parish Sheriff's Office	\$167,481
LA	New Orleans	Board of Commissioners of the Port of New Orleans	\$984,300
LA	New Orleans	City of Kenner	\$129,900
LA	New Orleans	East Baton Rouge Parish Sheriff's Office	\$75,150
LA	New Orleans	Ergon Baton Rouge	\$18,500
LA	New Orleans	Jefferson Parish Sheriff Office	\$704,282
LA	New Orleans	Kinder Morgan Liquids Terminal HARVEY	\$35,600
LA	New Orleans	Kinder Morgan Liquids Terminal SEVEN OAKS	\$12,000
LA	New Orleans	Louisiana State Police	\$25,000
LA	New Orleans	Plaquemines Port Harbor and Terminal District	\$1,528,519
LA	New Orleans	Port of Greater Baton Rouge	\$300,000
LA	New Orleans	Port of South Louisiana	\$394,875
LA	New Orleans	St. Bernard Port Harbor and Terminal District	\$583,950
LA	New Orleans	St. Charles Parish	\$268,709
LA	New Orleans	St. Charles Parish Sheriff's Office	\$202,397
LA	New Orleans	St. John the Baptist Parish Sheriff's Office	\$408,750
MA	Boston, MA	Boston Marine Incident & Resources Training Partnership	\$24,900
MA	Boston, MA	Boston Police Dept	\$176,194
MA	Boston, MA	City of Boston Fire Dept	\$6,625
MA	Boston, MA	City of Chelsea Police Dept	\$24,999
MA	Boston, MA	City of Salem (MA) Police Dept	\$366,750
MA	Boston, MA	Commonwealth of Massachusetts Harbormasters and Maritime Professionals	\$24,150
MA	Boston, MA	Massachusetts Environmental Police	\$161,438
MA	Boston, MA	Massachusetts Executive Office of Safety & Security	\$750,000
MA	Boston, MA	Massachusetts State Police	\$621,465
MA	Boston, MA	Quincy Police Department	\$24,999
MA	Boston, MA	Town of Duxbury	\$34,191

FY 2020 Port Security Grant Program			
State	Port Area	Entity Name	FY 2020 Allocation
MA	Boston, MA	Town of Hingham	\$243,749
MA	Boston, MA	Town of Hull	\$24,999
MA	Boston, MA	Town of Marshfield Police Department	\$52,707
MA	Boston, MA	Town of Weymouth	\$47,475
MD	Baltimore, MD	Baltimore Police Department	\$313,396
MD	Baltimore, MD	Canton Marine Services	\$23,710
MD	Baltimore, MD	Maryland Department of Transportation - MPA	\$1,158,589
MD	Baltimore, MD	Maryland Natural Resources Police	\$918,540
MD	Baltimore, MD	Maryland State Police	\$92,738
MI	Detroit, MI	St. Clair Shores Police Department	\$22,784
MI	St. Clair River, MI	St. Clair, County of	\$24,450
MN	Minneapolis-St. Paul	St. Paul Emergency Management Agency	\$783,119
MO	Kansas City, MO	Platte County Sheriff's Office	\$24,368
MO	St. Louis, MO and IL	Herculeum (MO) Fire Department	\$29,940
MO	St. Louis, MO and IL	Missouri State Highway Patrol	\$319,291
MS	Gulfport, MS	Mississippi Dept Marine Resources	\$117,150
MS	Pascagoula, MS	Mississippi Dept Marine resources	\$35,250
MS	Vicksburg, MS	Ergon Marine Industrial Supply, Inc.	\$24,999
MS	Vicksburg, MS	Ergon Refining, Inc.	\$25,000
MS	Vicksburg, MS	Magnolia Marine Transportation Co.	\$19,650
NC	Morehead City, NC	NC Marine Fisheries	\$366,129
NC	Morehead City, NC	North Carolina Department of Transportation	\$220,880
NC	Morehead City, NC	North Carolina State Ports Authority, Morehead City	\$210,917
NC	Wilmington, NC	Kinder Morgan Liquids Terminal, LLC - Wilmington River Rd	\$44,950
NC	Wilmington, NC	New Hanover County Sheriff's Office	\$405,091
NC	Wilmington, NC	North Carolina Department of Transportation	\$47,066
NC	Wilmington, NC	North Carolina State Ports Authority, Wilmington	\$1,000,000
NJ	Delaware Bay	Camden County Sheriff's Office	\$56,250
NJ	Delaware Bay	Cherry Hill Fire District 13	\$54,131
NJ	Delaware Bay	County of Camden	\$864,767
NJ	Delaware Bay	Delaware River Partners LLC	\$701,902
NJ	Delaware Bay	Delaware River Port Authority	\$752,025
NJ	Delaware Bay	Paulsboro Refining Company LLC	\$283,392
NJ	Delaware Bay	State of NJ, Dept. Of Law & Public Safety, Division of State Police	\$236,250
NJ	Delaware Bay	Township of Pennsauken Fire Department	\$20,530
NJ	New York, NY and NJ	Bayonne Fire Department	\$25,000
NJ	New York, NY and NJ	Borough of Edgewater	\$28,050
NJ	New York, NY and NJ	IMTT Holdings LLC - Bayonne	\$39,674
NJ	New York, NY and NJ	Jersey City Department of Fire and Emergency Services	\$45,000

FY 2020 Port Security Grant Program			
State	Port Area	Entity Name	FY 2020 Allocation
NJ	New York, NY and NJ	Maher 1210 Corbin LLC	\$229,955
NJ	New York, NY and NJ	Monmouth County Sheriff's Office	\$447,015
NJ	New York, NY and NJ	North Hudson Regional Fire and Rescue	\$88,974
NJ	New York, NY and NJ	Palisades Interstate Parkway Police Department	\$198,997
NJ	New York, NY and NJ	Perth Amboy Fire Department	\$900,000
NJ	New York, NY and NJ	Perth Amboy Police Department	\$45,000
NJ	New York, NY and NJ	Port Imperial Ferry Corp	\$25,000
NJ	New York, NY and NJ	Secaucus, New Jersey	\$16,000
NJ	New York, NY and NJ	State of NJ, Dept. Of Law & Public Safety, Division of State Police	\$336,000
NJ	New York, NY and NJ	Statue Cruises LLC.	\$25,000
NJ	New York, NY and NJ	The Port Authority of New York and New Jersey	\$1,334,160
NJ	New York, NY and NJ	The Seamen's Church Institute of New York and New Jersey	\$34,570
NY	Long Island Sound	County of Suffolk	\$67,569
NY	New York, NY and NJ	Board of Commissioners of Pilots of the State of New York	\$193,965
NY	New York, NY and NJ	City of New Rochelle Police Department	\$445,625
NY	New York, NY and NJ	City of Newark, New Jersey	\$92,250
NY	New York, NY and NJ	County of Nassau, New York	\$250,875
NY	New York, NY and NJ	Governors Island Corporation	\$700,959
NY	New York, NY and NJ	HNY Ferry, LLC	\$25,000
NY	New York, NY and NJ	New York City Department of Transportation	\$1,000,000
NY	New York, NY and NJ	New York City Fire Department (FDNY)	\$3,724,833
NY	New York, NY and NJ	New York City Police Department	\$7,452,656
NY	New York, NY and NJ	New York State Bridge Authority	\$40,402
NY	New York, NY and NJ	NYS Division of Military and Naval Affairs	\$165,000
NY	New York, NY and NJ	Rockland County of dba County Sheriff	\$22,388
NY	New York, NY and NJ	The Port Authority of New York and New Jersey	\$750,000
NY	New York, NY and NJ	Town of North Hempstead	\$294,531
NY	New York, NY and NJ	Waterfront Commission of NY Harbor	\$222,067
NY	New York, NY and NJ	Westchester County Department of Public Safety	\$57,000
OH	Cincinnati, OH	Alexandria Fire Department	\$24,595
OH	Cincinnati, OH	Cincinnati Police Department	\$67,271
OH	Cincinnati, OH	Covington	\$185,072
OH	Cincinnati, OH	Kenton County Police Department	\$60,000
OH	Cincinnati, OH	Kentucky Department of Fish & Wildlife Resources	\$64,000
PA	Delaware Bay	City of Philadelphia Fire Department	\$287,909
PA	Delaware Bay	Kinder Morgan Liquids Terminal, LLC - Philadelphia	\$131,115
PA	Delaware Bay	Monroe Energy, LLC	\$390,037
PA	Delaware Bay	Penn Terminals LLC	\$250,000

FY 2020 Port Security Grant Program			
State	Port Area	Entity Name	FY 2020 Allocation
PA	Delaware Bay	Philadelphia Regional Port Authority	\$532,568
PA	Delaware Bay	Seaman's Church Institute of Philadelphia and South Jersey (SCI)	\$36,746
PA	Delaware Bay	Tinicum Township Fire Company	\$76,907
PR	San Juan, PR	Office for Public Security Affairs	\$532,380
RI	Narragansett/Mt. Hope Bays	Rhode Island Emergency Management Agency	\$474,600
SC	Charleston, SC	Charleston County Government	\$173,833
SC	Charleston, SC	Charleston County Sheriff's Office	\$102,500
SC	Charleston, SC	City of Charleston	\$274,766
SC	Charleston, SC	Mt Pleasant Fire Dept	\$168,750
SC	Charleston, SC	Mt Pleasant Police Dept	\$22,500
SC	Charleston, SC	South Carolina Department of Natural Resources	\$561,000
SC	Charleston, SC	South Carolina Law Enforcement Division (SLED)	\$591,357
SC	Charleston, SC	South Carolina State Ports Authority	\$231,112
TN	Memphis, TN	Memphis Fire Department	\$37,500
TN	Memphis, TN	Memphis Light, Gas, and Water (MLGW)	\$1,000,000
TN	Memphis, TN	Memphis Police Department	\$274,500
TN	Memphis, TN	Shelby County Sheriff's Office	\$227,464
TX	Corpus Christi, TX	Port of Corpus Christi Authority	\$1,931,250
TX	Corpus Christi, TX	Texas Parks and Wildlife	\$590,750
TX	Freeport, TX	Port Freeport	\$202,395
TX	Houston-Galveston	Board of Trustees of the Galveston Wharves	\$1,268,700
TX	Houston-Galveston	City of Galveston Fire Dept	\$147,190
TX	Houston-Galveston	City of Houston	\$1,837,902
TX	Houston-Galveston	Enterprise Products	\$515,795
TX	Houston-Galveston	Harris County	\$1,855,966
TX	Houston-Galveston	Houston Fuel Oil Terminal	\$101,400
TX	Houston-Galveston	Kinder Morgan Liquids Terminals	\$60,375
TX	Houston-Galveston	Port of Houston Authority	\$560,548
TX	Houston-Galveston	Texas Parks and Wildlife Department	\$174,000
TX	Sabine-Neches River	City of Beaumont	\$529,275
TX	Sabine-Neches River	Jefferson County, Texas	\$725,138
TX	Sabine-Neches River	Lucite International, Inc.	\$839,430
TX	Sabine-Neches River	Port of Beaumont Navigation District of Jefferson County	\$533,913
TX	Sabine-Neches River	Port of Port Arthur Navigation District	\$440,493
TX	Sabine-Neches River	Texas Parks & Wildlife Department (Law Enforcement Division)	\$112,500
VA	Hampton Roads	City of Henrico FD	\$19,652
VA	Hampton Roads	City of Newport News PD	\$26,775
VA	Hampton Roads	City of Norfolk	\$659,591
VA	Hampton Roads	City of Poquoson FD	\$24,930
VA	Hampton Roads	City of Suffolk PD	\$38,080

FY 2020 Port Security Grant Program			
State	Port Area	Entity Name	FY 2020 Allocation
VA	Hampton Roads	City of Virginia Beach FD	\$24,010
VA	Hampton Roads	City of Virginia Beach PD	\$288,975
VA	Hampton Roads	James City County FD	\$305,826
VA	Hampton Roads	Kinder Morgan Liquids Terminal	\$18,875
VA	Hampton Roads	Port of Virginia	\$1,054,500
VA	Hampton Roads	Prince George County	\$29,600
VA	Hampton Roads	Virginia Department of Game and Inland Fisheries	\$500,000
WA	Puget Sound	City of Everett Police Department	\$81,462
WA	Puget Sound	City of Seattle (Seattle Fire Department)	\$836,680
WA	Puget Sound	Fish & Wildlife, Washington State Department of	\$600,000
WA	Puget Sound	King County Sheriff's Office	\$22,270
WA	Puget Sound	Washington State Department of Transportation - Ferries Division	\$2,483,411
WV	Huntington - Tristate	West Virginia Department of Natural Resources (WV DNR)	\$32,992
Total			\$100,000,000

**FY 2020 Transit Security Grant Program Awards
(Table 9)**

State	Agency	FY 20 Allocation
CA	Los Angeles County Metropolitan Transportation Authority	\$12,180,025
	San Diego Metropolitan Transit System (MTS)	\$209,196
	San Francisco Bay Area Rapid Transit District (BART)	\$2,148,598
CO	Regional Transportation District - CO	\$2,416,000
DC	Washington Metropolitan Area Transit Authority	\$3,271,955
GA	Metropolitan Atlanta Rapid Transit Authority (MARTA)	\$888,501
IL	Chicago Transit Authority (CTA)	\$14,857,567
MA	Massachusetts Bay Transportation Authority (MBTA)	\$1,067,809
NJ	New Jersey Transit	\$16,587,590
NY	Metropolitan Transportation Authority (MTA)	\$27,836,018
OR	Tri-County Metropolitan Transportation District (Tri-Met)	\$1,373,357
PA	Southeastern Pennsylvania Transportation Authority	\$3,721,340
WA	Central Puget Sound Regional Transit Authority (Sound Transit)	\$642,738
	King County Department of Transportation	\$799,306
Total		\$88,000,000

**FY 2020 Intercity Bus Security Grant Program Awards
(Table 10)**


Operators	State	FY 20 Allocation
Eventure America, Inc, dba Little Rock Tours	AR	\$38,245
All West Coachlines, Inc.	CA	\$15,769
Americanstar Tours dba American Star Tours & Travel	CA	\$56,080
Carreras Tours, LLC	CA	\$34,358
Pacific Coast Sightseeing Tours and Charter	CA	\$29,110
TLC Luxury LLC	CA	\$27,375
Ace Express Coaches, LLC	CO	\$64,095
Astro Travel & Tours	FL	\$52,486
Florida Trails, Inc. dba Annett Bus Lines	FL	\$69,780
Phoenix Bus Inc.	FL	\$25,397
Ottawa Bus Service INC dba Crossroad Tours	KS	\$31,017
Miller Transportation	KY	\$104,172
American International Travel, Inc. DBA Dixieland Tours	LA	\$50,345
Hotard Coaches Inc dba Hotard Destination Services	LA	\$140,118
Adventures by Dawn, LLC	MD	\$47,208
Jefferson Partners L.P. dba Jefferson Lines	MN	\$20,766
Burke International Tours, Inc.	NC	\$33,954
Southern Express, Inc.	NC	\$20,668
Jalbert Leasing, Inc. DBA C & J Trailways	NH	\$63,697
Academy Express, LLC	NJ	\$233,555
Coach USA, Inc.	NJ	\$192,700
Megabus Northeast, LLC	NJ	\$24,778
Stout's Charter Service INC	NJ	\$52,486
TC Nevada, LLC dba Luxury Transportation	NV	\$27,882
Birnie Bus Tours, Inc.	NY	\$57,492
Hales Bus Garage	NY	\$52,444
Silver State Limo.com, LLC dba Silver State Transportation	NY	\$23,516
West Point Tours	NY	\$16,042
Barons Bus, Inc.	OH	\$132,223
Central Cab Company	PA	\$4,869
Transportation Management Services, INC.	PA	\$15,898
First Class Transportation, LLC	TX	\$95,693
GBJ, Inc, DBA AFC Transportation of Houston	TX	\$12,008
OK Tours, LLC	TX	\$30,056
GTO LLC dba MTR Western	WA	\$22,786
Sam Van Galder, Inc	WI	\$78,961
Wisconsin Coach Lines, Inc.	WI	\$1,971
Total		\$2,000,000



FEMA

**Grant Programs Directorate
Information Bulletin No. 443
August 2, 2019**

MEMORANDUM FOR: All State Administrative Agency Heads
All State Administrative Agency Points of Contact
All Urban Area Security Initiative Points of Contact
All State Homeland Security Directors
All State Emergency Management Agency Directors
All Eligible Regional Transit Agencies
All Private Sector Transportation Security Partners
All Public and Private Sector Port Security Partners
All Tribal Nation Points of Contact

FROM: Bridget Bean 
Acting Assistant Administrator for Grant Programs
Grant Programs Directorate

SUBJECT: Fiscal Year 2019 Preparedness Grant Programs
Final Allocation Announcement

Today, the Federal Emergency Management Agency (FEMA), a component of the Department of Homeland Security (DHS), is announcing the final awards and allocations under the Fiscal Year (FY) 2019 preparedness grant programs. These are:

- Homeland Security Grant Program (HSGP)
 - State Homeland Security Program¹
 - Urban Area Security Initiative¹
 - Operation Stonegarden
- Emergency Management Performance Grant (EMPG) Program¹
- Tribal Homeland Security Grant Program (THSGP)
- Nonprofit Security Grant Program (NSGP)
- Port Security Grant Program (PSGP)
- Transit Security Grant Program (TSGP)
- Intercity Passenger Rail (IPR) Program – Amtrak¹
- Intercity Bus Security Grant Program (IBSGP)

¹ Grant allocations for these programs were announced on April 12, 2019 as part of the Notice of Funding Opportunity release as well as the Grant Programs Directorate Information Bulletin #440.

The total amount of funds allocated for the FY 2019 Preparedness Grant Programs announced in this Information Bulletin is \$1,715,100,000.²

FY 2019 Homeland Security Grant Program (HSGP)

The HSGP includes a suite of risk-based grants to assist state, local, and tribal efforts in preventing, preparing for, protecting against and responding to acts of terrorism. The grants included under HSGP are:

*State Homeland Security Program (SHSP)*³. SHSP provides \$415,000,000 to support the implementation of the National Preparedness System and building a culture of preparedness through planning, organization, equipment, training, and exercise needs to prevent, protect against, mitigate, respond to, and recover from acts of terrorism and other catastrophic events. SHSP also provides funding to implement initiatives based on capability targets and gaps identified during the Threat and Hazard Identification and Risk Assessment (THIRA) process and assessed in the Stakeholder Preparedness Review (SPR).

*Urban Area Security Initiative (UASI)*³. The UASI program provides \$590,000,000 to address the unique planning, organization, equipment, training, and exercise needs of high-threat, high-density urban areas, and assists them in building an enhanced and sustainable capacity to prevent, protect against, mitigate, respond to, and recover from acts of terrorism and other catastrophic events.

Operation Stonegarden (OPSG). OPSG provides \$90,000,000 to enhance cooperation and coordination among local, tribal, territorial, state, and Federal law enforcement agencies in a joint mission to secure the United States' borders along routes of ingress from international borders to include travel corridors in states bordering Mexico and Canada, as well as states and territories with international water borders.

FY 2019 Emergency Management Performance Grant (EMPG) Program

The EMPG Program provides \$350,100,000 to assist state, local, and tribal governments for the purpose of providing a system of emergency preparedness for the protection of life and property in the United States from all hazards and to vest responsibility for emergency preparedness jointly in the Federal Government and the states and their political subdivisions. This total funding amount includes \$100,000 from the Disaster Relief Fund that FEMA makes available to the Federated States of Micronesia and the Republic of the Marshall Islands.

² The following FY 2019 grant programs are not part of this announcement and will be awarded separately:

Assistance to Firefighters Grants (\$315,000,000), Staffing for Adequate Fire and Emergency Response Grants (\$350,000,000), Fire Prevention and Safety Grants (\$35,000,000), and Presidential Residence Protection Assistance Grants (\$41,000,000).

³ Per section 2006 of the *Homeland Security Act of 2002*, as amended (6 U.S.C. § 607), DHS/FEMA is required to ensure that at least 25 percent (25%) of grant funding appropriated for grants awarded under HSGP's authorizing statute are used for law enforcement terrorism prevention activities. DHS/FEMA meets this requirement, in part, by requiring all SHSP and UASI recipients to ensure that at least 25 percent (25%) of the combined HSGP funds allocated under SHSP and UASI are dedicated towards law enforcement terrorism prevention activities, as defined in 6 U.S.C. § 607. The LETPA allocation can be from SHSP, UASI, or both. This requirement does not include award funds from OPSG.

FY 2019 Tribal Homeland Security Grant Program (THSGP)

The THSGP provides \$10,000,000 to directly eligible tribes to support the building, sustainment, and delivery of core capabilities to enable tribes to strengthen their capacity to prevent, protect against, mitigate, respond to, and recover from potential terrorist attacks.

FY 2019 Nonprofit Security Grant Program (NSGP)

In FY 2019, the Nonprofit Security Grant Program provides \$60,000,000 in funding support for target hardening and other physical security enhancements and activities to nonprofit organizations that are at high risk of a terrorist attack. Of this amount, \$50,000,000 in funding was available to nonprofit organizations located within one of the specific UASI-designated high-risk urban areas. In FY 2019, additional, separate funding in the amount of \$10,000,000 has also been appropriated for nonprofit organizations located outside of FY 2019 UASI-designated high-risk urban areas. The intent of the FY 2019 NSGP is to competitively award grant funding to assist nonprofit organizations in obtaining the resources required to support and integrate the preparedness activities of nonprofit organizations that are at high risk of a terrorist attack with broader state and local preparedness efforts. The program seeks to integrate nonprofit preparedness activities with broader state and local preparedness efforts. It is also designed to promote coordination and collaboration in emergency preparedness activities among public and private community representatives, as well as state and local government agencies. The Nonprofit Security Grant Program is a competitive grant program.

FY 2019 Port Security Grant Program (PSGP)

The PSGP provides \$100,000,000 for transportation infrastructure security activities to implement Area Maritime Transportation Security Plans (AMSPs) and facility security plans among port authorities, facility operators, and state and local government agencies required to provide port security services. The purpose of the FY 2019 PSGP is to competitively award grant funding to support increased port-wide risk management; enhance domain awareness; conduct training and exercises; expand port recovery and resiliency capabilities; further capabilities to prevent, detect, respond to, and recover from attacks involving improvised explosive devices and other non-conventional weapons.

FY 2019 Transit Security Grant Program (TSGP)

The TSGP provides \$88,000,000 to support transportation infrastructure security activities. The TSGP provides funds to eligible publicly owned operators of public transportation (which includes intra-city bus, commuter bus, ferries, and all forms of passenger rail) to protect critical surface transportation infrastructure and the traveling public from acts of terrorism, and to increase the resilience of transit infrastructure.

FY 2019 Intercity Passenger Rail (IPR) Program – Amtrak

In FY 2019, the IPR Program provides \$10,000,000 to the National Passenger Railroad Corporation (Amtrak) to protect critical surface transportation infrastructure and the traveling public from acts of terrorism, and to increase the resilience of the Amtrak rail system.

FY 2019 Intercity Bus Security Grant Program (IBSGP)

The IBSGP provides \$2,000,000 to owners and operators of intercity bus systems located within the UASI-eligible Urban Areas, to protect critical surface transportation infrastructure and the traveling public from acts of terrorism, and to increase the resilience of transit infrastructure.

FY 2019 State Homeland Security Program Allocations

State/Territory	FY 2019 Allocation	State/Territory	FY 2019 Allocation
Alabama	\$4,077,500	Montana	\$4,077,500
Alaska	\$4,077,500	Nebraska	\$4,077,500
American Samoa	\$1,000,000	Nevada	\$4,077,500
Arizona	\$4,077,500	New Hampshire	\$4,077,500
Arkansas	\$4,077,500	New Jersey	\$8,000,000
California	\$62,011,000	New Mexico	\$4,077,500
Colorado	\$4,077,500	New York	\$76,930,000
Connecticut	\$4,077,500	North Carolina	\$5,750,000
Delaware	\$4,077,500	North Dakota	\$4,077,500
District of Columbia	\$5,750,000	Northern Mariana	\$1,000,000
Florida	\$10,566,000	Ohio	\$7,000,000
Georgia	\$5,750,000	Oklahoma	\$4,077,500
Guam	\$1,000,000	Oregon	\$4,077,500
Hawaii	\$4,077,500	Pennsylvania	\$9,200,000
Idaho	\$4,077,500	Puerto Rico	\$4,077,500
Illinois	\$15,712,000	Rhode Island	\$4,077,500
Indiana	\$4,077,500	South Carolina	\$4,077,500
Iowa	\$4,077,500	South Dakota	\$4,077,500
Kansas	\$4,077,500	Tennessee	\$4,077,500
Kentucky	\$4,077,500	Texas	\$20,591,000
Louisiana	\$4,077,500	U.S. Virgin Islands	\$1,000,000
Maine	\$4,077,500	Utah	\$4,077,500
Maryland	\$8,000,000	Vermont	\$4,077,500
Massachusetts	\$7,000,000	Virginia	\$9,200,000
Michigan	\$5,750,000	Washington	\$7,000,000
Minnesota	\$4,077,500	West Virginia	\$4,077,500
Mississippi	\$4,077,500	Wisconsin	\$4,077,500
Missouri	\$4,077,500	Wyoming	\$4,077,500
Total			\$415,000,000

FY 2019 Urban Area Security Initiative Allocations

State/Territory	Funded Urban Area	FY 2019 UASI Allocation
Arizona	Phoenix Area	\$4,000,000
California	Anaheim/Santa Ana Area	\$5,000,000
	Bay Area	\$27,500,000
	Los Angeles/Long Beach Area	\$68,000,000
	Riverside Area	\$3,250,000
	Sacramento Area	\$3,250,000
	San Diego Area	\$16,900,000
Colorado	Denver Area	\$3,250,000
District of Columbia	National Capital Region	\$52,750,000
Florida	Miami/Fort Lauderdale Area	\$7,000,000
	Orlando Area	\$3,250,000
	Tampa Area	\$3,250,000
Georgia	Atlanta Area	\$6,000,000
Hawaii	Honolulu Area	\$3,250,000
Illinois	Chicago Area	\$68,000,000
Maryland	Baltimore Area	\$4,000,000
Massachusetts	Boston Area	\$16,900,000
Michigan	Detroit Area	\$5,000,000
Minnesota	Twin Cities Area	\$5,000,000
Missouri	St. Louis Area	\$3,250,000
Nevada	Las Vegas Area	\$5,000,000
New Jersey	Jersey City/Newark Area	\$20,050,000
New York	New York City Area	\$178,750,000
Oregon	Portland Area	\$3,250,000
Pennsylvania	Philadelphia Area	\$16,900,000
	Pittsburgh Area	\$3,250,000
Texas	Dallas/Fort Worth/Arlington Area	\$16,900,000
	Houston Area	\$24,600,000
	San Antonio Area	\$3,250,000
Virginia	Hampton Roads Area	\$3,250,000
Washington	Seattle Area	\$6,000,000
Total		\$590,000,000

FY 2019 Operation Stonegarden Allocations by State

FY 2019 Operation Stonegarden	
State/Territory	Award
Alabama	\$396,780
Arizona	\$15,785,000
California	\$12,000,000
Florida	\$3,082,563
Idaho	\$352,694
Louisiana	\$729,108
Maine	\$1,870,000
Michigan	\$2,717,755
Minnesota	\$1,168,000
Mississippi	\$311,700
Montana	\$1,878,212
New Hampshire	\$266,000
New Mexico	\$3,509,361
New York	\$3,256,821
North Dakota	\$1,709,927
Ohio	\$1,750,630
Pennsylvania	\$175,000
Puerto Rico	\$1,851,300
Texas	\$33,095,639
U.S. Virgin Islands	\$738,549
Vermont	\$773,680
Washington	\$2,581,281
Total	\$90,000,000

FY 2019 Emergency Management Performance Grants Allocations

FY 2019 Emergency Management Performance Grants (EMPG) Funding Allocations			
State/Territory	Allocation	State/Territory	Allocation
Alabama	\$5,728,503	Nevada	\$4,551,655
Alaska	\$3,093,229	New Hampshire	\$3,486,269
Arizona	\$7,178,562	New Jersey	\$8,281,372
Arkansas	\$4,538,597	New Mexico	\$3,955,470
California	\$27,741,329	New York	\$15,033,121
Colorado	\$6,241,339	North Carolina	\$9,217,971
Connecticut	\$4,893,426	North Dakota	\$3,107,603
Delaware	\$3,239,095	Ohio	\$10,047,089
District of Columbia	\$3,071,016	Oklahoma	\$5,128,617
Florida	\$16,148,783	Oregon	\$5,285,849
Georgia	\$9,304,231	Pennsylvania	\$10,756,709
Hawaii	\$3,526,926	Rhode Island	\$3,296,331
Idaho	\$3,738,816	South Carolina	\$5,853,113
Illinois	\$10,714,815	South Dakota	\$3,185,166
Indiana	\$6,873,938	Tennessee	\$6,923,547
Iowa	\$4,628,961	Texas	\$20,848,936
Kansas	\$4,473,630	Utah	\$4,632,111
Kentucky	\$5,462,165	Vermont	\$3,022,662
Louisiana	\$5,583,804	Virginia	\$8,033,215
Maine	\$3,474,806	Washington	\$7,409,645
Maryland	\$6,461,761	West Virginia	\$3,771,594
Massachusetts	\$7,007,447	Wisconsin	\$6,316,264
Michigan	\$8,971,802	Wyoming	\$2,991,828
Minnesota	\$6,187,759	Puerto Rico	\$4,653,729
Mississippi	\$4,521,266	U.S. Virgin Islands	\$942,924
Missouri	\$6,514,927	American Samoa	\$907,271
Montana	\$3,299,499	Guam	\$981,525
Nebraska	\$3,849,969	Northern Mariana Islands	\$908,013
Total			\$350,000,000

Pursuant to Article X of the Federal Programs and Services Agreement of the *Compact of Free Association Amendments Act of 2003*, Pub. L. No. 108-188, a set amount of funds (\$100,000 total) are also available from the Disaster Relief Fund for the Federated States of Micronesia and for the Republic of the Marshall Islands in the following amounts:

State/Territory	Allocation
Republic of the Marshall Islands	\$50,000
Federated States of Micronesia	\$50,000
Total	\$100,000

FY 2019 Tribal Homeland Security Grant Program Awards

FY 2019 Tribal Homeland Security Grant Program		
State	Tribe	Award
Alaska	Aleut Community of St. Paul Island	\$523,843
Arizona	Gila River Indian Community	\$450,000
Arizona	Quechan Indian Tribe	\$93,828
Arizona	Cocopah Indian Tribe	\$998,573
Arizona	Ak-Chin Indian Community	\$199,703
Arizona	Tohono O'odham Nation	\$119,500
California	Twenty-Nine Palms Band of Mission Indians	\$731,155
California	Elk Valley Rancheria	\$235,000
California	La Jolla Band of Luiseno Indians	\$150,000
California	Morongo Band of Mission Indians	\$50,000
Connecticut	Mashantucket Pequot Tribal Nation	\$188,046
Connecticut	Mohegan Tribe of Indians of Connecticut	\$137,804
Florida	Seminole Tribe of Florida	\$1,196,750
Minnesota	Leech Lake Band of Ojibwe	\$84,704
Minnesota	Prairie Island Indian Community	\$322,469
New Mexico	Pueblo of Jemez	\$140,000
New York	Oneida Indian Nation	\$208,432
Oklahoma	Chickasaw Nation	\$386,414
Oklahoma	Quapaw Tribe of Oklahoma	\$226,515
Oklahoma	Citizen Potawatomi Nation	\$100,000
Oklahoma	Cherokee Nation	\$837,782
Oklahoma	Choctaw Nation of Oklahoma	\$603,170
Oklahoma	Caddo Nation of Oklahoma	\$484,100
Oklahoma	Tonkawa Tribe of Indians of Oklahoma	\$238,490
Oklahoma	Otoe-Missouria Tribe of Indians	\$341,394
Washington	Puyallup Tribe of Indians	\$718,310
Washington	Suquamish Indian Tribe of the Port Madison Reservation	\$234,018
Total		\$10,000,000

**FY 2019 Nonprofit Security Grant Program-Urban Area
Awards by Urban Area and State**

FY 2019 Nonprofit Security Grant Program - Urban Area				
State		Urban Area	Awards by Urban Area	Awards by State
Arizona		Phoenix Area	\$687,622	\$687,622
California		Anaheim/Santa Ana Area	\$1,372,775	\$11,842,530
		Bay Area	\$1,582,509	
		Los Angeles/Long Beach Area	\$3,936,600	
		Riverside Area	\$499,677	
		Sacramento Area	\$1,820,469	
		San Diego Area	\$2,630,500	
Colorado		Denver Area	\$743,562	\$743,562
District of Columbia		National Capital Region	\$4,449,845	\$4,449,845
Florida		Miami/Fort Lauderdale Area	\$4,917,387	\$5,474,295
		Tampa Area	\$290,000	
		Orlando Area	\$266,908	
Georgia		Atlanta Area	\$1,091,483	\$1,091,483
Hawaii		Honolulu Area	\$0	\$0
Illinois		Chicago Area	\$845,000	\$845,000
Maryland		Baltimore Area	\$1,601,726	\$1,601,726
Massachusetts		Boston Area	\$355,395	\$355,395
Michigan		Detroit Area	\$823,768	\$823,768
Minnesota		Twin Cities Area	\$821,949	\$821,949
Missouri		St. Louis Area	\$98,600	\$98,600
Nevada		Las Vegas Area	\$0	\$0
New Jersey		Jersey City/Newark Area	\$7,218,211	\$7,218,211
New York		New York City Area	\$11,096,805	\$11,096,805
Oregon		Portland Area	\$661,040	\$661,040
Pennsylvania		Philadelphia Area	\$338,969	\$493,969
		Pittsburgh Area	\$155,000	
Texas		Dallas/Fort Worth/Arlington Area	\$200,000	\$800,000
		Houston Area	\$500,000	
		San Antonio Area	\$100,000	
Virginia		Hampton Roads Area	\$347,500	\$347,500
Washington		Seattle Area	\$546,700	\$546,700
Total			\$50,000,000	\$50,000,000

FY 2019 Nonprofit Security Grant Program-State Awards

FY 2019 Nonprofit Security Grant Program-State	
State/Territory	Award
Alabama	\$200,000
Alaska	\$100,000
American Samoa	\$100,000
Arizona	\$150,000
Arkansas	\$124,945
California	\$375,000
Colorado	\$150,000
Connecticut	\$200,000
Delaware	\$150,000
Florida	\$400,000
Georgia	\$199,000
Guam	\$100,000
Hawaii	\$0
Idaho	\$150,000
Illinois	\$292,782
Indiana	\$292,769
Iowa	\$150,000
Kansas	\$150,000
Kentucky	\$200,000
Louisiana	\$200,000
Maine	\$150,000
Maryland	\$150,000
Massachusetts	\$250,000
Michigan	\$250,000
Minnesota	\$117,880
Mississippi	\$150,000
Missouri	\$200,000
Montana	\$135,122
Nebraska	\$23,000
Nevada	\$100,000
New Hampshire	\$150,000
New Jersey	\$150,000
New Mexico	\$150,000
New York	\$350,000
North Carolina	\$440,000
North Dakota	\$70,054
Northern Mariana Islands	\$0
Ohio	\$450,000
Oklahoma	\$169,260
Oregon	\$150,000
Pennsylvania	\$250,000
Puerto Rico	\$0

FY 2019 Nonprofit Security Grant Program-State	
State/Territory	Award
Rhode Island	\$150,000
South Carolina	\$200,000
South Dakota	\$100,000
Tennessee	\$350,000
Texas	\$450,645
U.S. Virgin Islands	\$41,200
Utah	\$150,000
Vermont	\$100,000
Virginia	\$200,000
Washington	\$150,000
West Virginia	\$150,000
Wisconsin	\$318,343
Wyoming	\$100,000
Total	\$10,000,000

FY 2019 Port Security Grant Program Awards

FY 2019 Port Security Grant Program			
State	Port Area	Entity Name	Award
Alabama	Mobile, AL	Alabama Dept of Conservation and Natural Resources	\$205,399
Alabama	Mobile, AL	Alabama Law Enforcement Agency	\$525,378
Alabama	Mobile, AL	Alabama State Port Authority	\$153,055
Alabama	Mobile, AL	City of Orange Beach, Alabama	\$748,901
Alaska	Cook Inlet, AK	Municipality of Anchorage - Port of Alaska	\$508,592
California	Los Angeles-Long Beach	City of Long Beach, Harbor Department (POLB)	\$4,777,500
California	Los Angeles-Long Beach	City of Los Angeles Harbor Department (POLA)	\$1,875,000
California	Los Angeles-Long Beach	County of Los Angeles (Sheriff's Department)	\$375,000
California	Los Angeles-Long Beach	Fenix Marine Services, Ltd (FMS)	\$660,000
California	Los Angeles-Long Beach	LBCT LLC (Long Beach Container Terminal)	\$343,750
California	Los Angeles-Long Beach	Long Beach Fire Department (LBFD)	\$375,000
California	Los Angeles-Long Beach	Long Beach Police Dept.	\$932,595
California	Los Angeles-Long Beach	Los Angeles Fire Department	\$224,569
California	Los Angeles-Long Beach	Los Angeles Police Dept.	\$171,142
California	Los Angeles-Long Beach	Marine Exchange of Los Angeles Long Beach Harbor, Inc.	\$142,500
California	Los Angeles-Long Beach	Pacific Maritime Services, LLC	\$25,000
California	Los Angeles-Long Beach	SSA Marine, Inc. (Pier F)	\$25,000
California	Los Angeles-Long Beach	SSA Terminals (Pier A) LLC	\$25,000
California	Los Angeles-Long Beach	SSA Terminals LLC (PierC)	\$25,000
California	Los Angeles-Long Beach	Total Terminals International, LLC (00427)	\$160,000
California	Los Angeles-Long Beach	West Basin Container Terminal	\$712,500
California	San Diego, CA	San Diego Unified Port District	\$651,743
California	San Diego, CA	San Diego Unified Port District - Harbor Police Department	\$750,000
California	San Francisco Bay	Alameda County SO	\$420,584
California	San Francisco Bay	City of Alameda PD	\$365,608
California	San Francisco Bay	City of San Francisco	\$298,414
California	San Francisco Bay	Kinder Morgan	\$114,000
California	San Francisco Bay	Oakland PD	\$262,500
California	San Francisco Bay	Port of Redwood city	\$1,853,619
California	San Francisco Bay	Port of San Francisco	\$317,495
California	San Francisco Bay	Port of Stockton	\$1,661,733
California	San Francisco Bay	San Francisco FD	\$341,625
California	San Francisco Bay	San Francisco Marine Exchange	\$24,817
California	San Francisco Bay	San Joaquin County SO	\$112,500
California	San Francisco Bay	SSA Terminals (Oakland) LLC	\$100,000
California	San Francisco Bay	SSA Terminals LLC	\$100,000
Connecticut	Long Island Sound	Bridgeport CT	\$194,932
Connecticut	Long Island Sound	Connecticut Dept of Emergency Services & Public Protection	\$277,575
Connecticut	Long Island Sound	Cross Sound Ferry	\$25,000
Connecticut	Long Island Sound	Essex CT Fire Engine Co #1	\$277,029

FY 2019 Port Security Grant Program			
State	Port Area	Entity Name	Award
Connecticut	Long Island Sound	Fairfield CT Fire Dept	\$90,932
Connecticut	Long Island Sound	Groton Town CT Police Dept	\$25,000
Connecticut	Long Island Sound	JDZ Marine TOWBOAT Mystic CT	\$9,215
Connecticut	Long Island Sound	McAllister Towing of NARR	\$93,700
Connecticut	Long Island Sound	Mystic CT Fire Dept	\$16,000
Connecticut	Long Island Sound	New Haven CT	\$197,072
Connecticut	Long Island Sound	Norwalk CT Fire Dept	\$32,230
Connecticut	Long Island Sound	Stamford CT	\$29,397
Delaware	Delaware Bay	Delaware City Refining Company LLC	\$530,000
Delaware	Delaware Bay	Delaware State Police	\$385,750
Delaware	Delaware Bay	State of Delaware, DNREC	\$227,290
Delaware	Delaware Bay	Wilmington Fire Department	\$14,000
Florida	Jacksonville, FL	City of Jacksonville Emergency Preparedness Division	\$202,500
Florida	Key West, FL	City of Key West	\$102,791
Florida	Miami, FL	Miami-Dade County	\$1,188,942
Florida	Miami, FL	Miami-Dade Fire Rescue	\$721,435
Florida	Panama City, FL	City of Panama City - Police Department	\$132,500
Florida	Pensacola, FL	City of Pensacola	\$325,238
Florida	Port Canaveral, FL	Canaveral Port Authority	\$1,078,750
Florida	Port Everglades, FL	Broward County Board of Commissioners	\$675,270
Florida	Port Everglades, FL	Broward Sheriff's Office	\$897,638
Florida	Tampa Bay	City of Tampa Police Department	\$267,633
Florida	Tampa Bay	Hillsborough County Fire	\$9,179
Florida	Tampa Bay	Hillsborough County Sheriff's Office (HCSO)	\$231,450
Florida	Tampa Bay	Kinder Morgan Liquids Terminals Port Sutton	\$95,400
Florida	Tampa Bay	Kinder Morgan Liquids Terminals TampaPlex	\$73,500
Florida	Tampa Bay	Manatee County Port Authority	\$1,425,000
Florida	Tampa Bay	North River Fire District	\$59,052
Florida	Tampa Bay	Tampa Port Authority	\$1,250,775
Georgia	Savannah, GA	Georgia Ports Authority - Savannah	\$999,963
Georgia	Savannah, GA	Imperial Sugar, LP	\$105,000
Guam	Apra Harbor, Guam	Port Authority of Guam	\$226,484
Hawaii	Honolulu	Hawaii Department of Defense / PAR Hawaii Refining, LLC	\$1,000,000
Illinois	Southern Tip Lake Michigan	Chicago Fire Department	\$828,750
Illinois	Southern Tip Lake Michigan	City of Chicago Office of Emergency Management and Communication	\$611,250
Illinois	Southern Tip Lake Michigan	City of Chicago Police Department	\$967,797
Illinois	Southern Tip Lake Michigan	Navy Pier, Inc.	\$244,013
Illinois	St. Louis, MO and IL	City of Madison Fire Department	\$24,470
Illinois	St. Louis, MO and IL	Illinois DNR	\$38,363
Indiana	Southern Tip Lake Michigan	Indiana Department of Natural Resources Law Enforcement Division	\$25,000

FY 2019 Port Security Grant Program			
State	Port Area	Entity Name	Award
Indiana	Southern Tip Lake Michigan	Indiana State Police	\$180,000
Indiana	Southern Tip Lake Michigan	Ports of Indiana - dba Port of Burns Harbor	\$15,262
Kentucky	Louisville, KY	Clark County Sheriff's Office	\$115,760
Kentucky	Louisville, KY	Indiana Department of Natural Resources	\$110,881
Kentucky	Louisville, KY	Indiana State Police	\$292,500
Kentucky	Louisville, KY	Jefferson County Sheriff's Office	\$326,918
Kentucky	Louisville, KY	Jeffersonville Police Department	\$237,870
Kentucky	Louisville, KY	Kentucky State Police	\$44,625
Kentucky	Louisville, KY	Louisville Jefferson County Metro Government	\$602,261
Louisiana	Lake Charles, LA	Calcasieu Parish Sheriff's Office	\$611,099
Louisiana	Lake Charles, LA	Louisiana State Police	\$18,441
Louisiana	New Orleans	City of New Orleans - EMS	\$20,543
Louisiana	New Orleans	City of New Orleans Fire Department	\$176,213
Louisiana	New Orleans	East Baton Rouge Parish Sheriff's Office	\$155,075
Louisiana	New Orleans	Jefferson Parish Sheriff Office (JPSO)	\$122,146
Louisiana	New Orleans	Kinder Morgan Liquids Terminals LLC	\$20,423
Louisiana	New Orleans	Louisiana State Police	\$18,750
Louisiana	New Orleans	New Orleans Terminal LLC	\$187,380
Louisiana	New Orleans	Plaquemines Port Harbor and Terminal District	\$618,622
Louisiana	New Orleans	Port of Greater Baton Rouge	\$74,532
Louisiana	New Orleans	Port of South Louisiana	\$359,213
Louisiana	New Orleans	St Charles Parish Sheriff	\$355,237
Louisiana	New Orleans	St. Bernard Port Harbor and Terminal District	\$193,125
Louisiana	New Orleans	St. James Parish Sheriff's Office	\$60,563
Louisiana	New Orleans	St. John the Baptist Parish Sheriff's Office	\$193,200
Maryland	Baltimore, MD	Baltimore County	\$270,546
Maryland	Baltimore, MD	Maryland Natural Resources Police	\$477,123
Maryland	Baltimore, MD	Maryland State Police	\$419,371
Maryland	Baltimore, MD	MDOT - Maryland Port Administration	\$703,116
Maryland	Baltimore, MD	Queen Anne's Co Sheriff's Office	\$54,747
Massachusetts	Boston, MA	Boston Marine Incident and Resources Training Partnership	\$24,750
Massachusetts	Boston, MA	Braintree Fire Department	\$24,750
Massachusetts	Boston, MA	City of Boston	\$114,737
Massachusetts	Boston, MA	City of Lynn, Massachusetts	\$24,929
Massachusetts	Boston, MA	City of Salem MA Police Department	\$37,200
Massachusetts	Boston, MA	Commonwealth of Massachusetts, Dept of State Police	\$466,099
Massachusetts	Boston, MA	Massachusetts Executive Office of Public Safety and Security	\$193,840
Massachusetts	Boston, MA	Massachusetts Port Authority	\$84,750
Massachusetts	Boston, MA	Quincy Police Department	\$24,999
Massachusetts	Boston, MA	Town of Duxbury	\$37,037
Massachusetts	Boston, MA	Town of Marshfield Police Department	\$347,559

FY 2019 Port Security Grant Program			
State	Port Area	Entity Name	Award
Massachusetts	Boston, MA	Town of Plymouth Harbormaster	\$225,000
Michigan	St. Clair River, MI	County of St. Clair	\$24,872
Minnesota	Duluth-Superior, MN and WI	City of Duluth	\$325,956
Mississippi	Gulfport, MS	Mississippi Department of Marine Resources	\$32,701
Mississippi	Gulfport, MS	Mississippi Department of public safety	\$516,891
Mississippi	Gulfport, MS	Mississippi Department of Wildlife, Fisheries, and Parks	\$481,251
Missouri	Kansas City, MO	Missouri State Highway Patrol	\$15,980
Missouri	St. Louis, MO and IL	Bi-State Development (St. Louis)	\$25,000
Missouri	St. Louis, MO and IL	Jefferson County Sheriff Office	\$24,000
Missouri	St. Louis, MO and IL	Missouri State Highway Patrol	\$18,990
Missouri	St. Louis, MO and IL	Rock Community Fire Protection District	\$112,500
New Hampshire	Portsmouth, NH	Pease Development Authority - NH Division of Ports and Harbors	\$105,035
New Jersey	Delaware Bay	Camden County Sheriff's Office	\$71,250
New Jersey	Delaware Bay	County of Burlington	\$24,585
New Jersey	Delaware Bay	Gloucester County Prosecutor's Office	\$15,645
New Jersey	Delaware Bay	Paulsboro Police Department	\$8,360
New Jersey	Delaware Bay	South Jersey Port Corporation	\$647,172
New Jersey	Delaware Bay	State of NJ, Dept. Of Law & Public Safety, Division of State Police	\$572,180
New Jersey	Delaware Bay	Township of Pennsauken Fire Department	\$26,250
New Jersey	Delaware Bay	Trenton Fire Department	\$85,291
New Jersey	New York, NY and NJ	Bayonne Fire Department	\$18,750
New Jersey	New York, NY and NJ	Borough of Edgewater	\$16,725
New Jersey	New York, NY and NJ	City of Hoboken	\$60,100
New Jersey	New York, NY and NJ	City of Linden	\$23,619
New Jersey	New York, NY and NJ	GCT Bayonne LP	\$1,063,841
New Jersey	New York, NY and NJ	Jersey City Dept of Fire and Emergency Services	\$281,250
New Jersey	New York, NY and NJ	Kinder Morgan Liquids Terminals LLC	\$58,221
New Jersey	New York, NY and NJ	Maher 1210 Corbin, LLC	\$189,000
New Jersey	New York, NY and NJ	Monmouth County Sheriff's Office	\$20,000
New Jersey	New York, NY and NJ	North Hudson Regional Fire and Rescue	\$88,881
New Jersey	New York, NY and NJ	State of NJ, Dept. Of Law & Public Safety, Division of State Police	\$682,753
New Jersey	New York, NY and NJ	Sustainable Terminals Services, Inc.	\$1,616,340
New York	Long Island Sound	New York DEC Encon Marine Police	\$25,000
New York	Long Island Sound	Southold LI NY Police Dept	\$330,000
New York	Long Island Sound	Suffolk County LI NY Police Dept	\$286,221
New York	Long Island Sound	Suffolk County LI NY Sheriff's Office	\$25,000
New York	Long Island Sound	Wantagh LI NY Fire District	\$341,532
New York	New York, NY and NJ	County of Nassau, New York	\$744,000
New York	New York, NY and NJ	Governors Island Corporation	\$3,831
New York	New York, NY and NJ	McAllister Towing of NARR	\$540,000
New York	New York, NY and NJ	New York City Fire Department (FDNY)	\$3,360,565

FY 2019 Port Security Grant Program			
State	Port Area	Entity Name	Award
New York	New York, NY and NJ	New York City Police Department	\$8,301,536
New York	New York, NY and NJ	New York Cruise Lines	\$1,526,981
New York	New York, NY and NJ	New York Metropolitan Transportation Authority (MTA)	\$750,000
New York	New York, NY and NJ	New York State Department of Environmental Conservation	\$18,375
New York	New York, NY and NJ	NYS Division of Military & Naval Affairs/NY Naval Militia	\$283,694
New York	New York, NY and NJ	Palisades Interstate Parkway Police Department	\$9,750
New York	New York, NY and NJ	Ports America, Inc	\$390,000
New York	New York, NY and NJ	Ulster County	\$350,691
New York	New York, NY and NJ	Westchester County Department of Public Safety	\$56,250
North Carolina	Morehead City, NC	North Carolina Dept of Transportation (Ferry Division)	\$151,090
North Carolina	Morehead City, NC	North Carolina State Ports Authority (MHC)	\$171,626
North Carolina	Morehead City, NC	North Carolina Wildlife Resource Commission	\$180,317
North Carolina	Wilmington, NC	City of Wilmington NC	\$486,488
North Carolina	Wilmington, NC	Kinder Morgan	\$85,328
North Carolina	Wilmington, NC	New Hanover County Sheriff's Office	\$35,168
North Carolina	Wilmington, NC	North Carolina Dept of Transportation (Ferry Division)	\$24,150
North Carolina	Wilmington, NC	North Carolina State Ports Authority (ILM)	\$482,741
Ohio	Cincinnati, OH	City of Cincinnati	\$72,000
Ohio	Cincinnati, OH	City of Covington, Fire Department	\$75,000
Ohio	Cincinnati, OH	Indiana Department of Natural Resources	\$24,850
Ohio	Cincinnati, OH	Kenton County Police Department	\$23,800
Ohio	Cincinnati, OH	Kentucky Department of Fish & Wildlife Resources	\$262,500
Ohio	Cleveland, OH	City of Cleveland	\$900,000
Ohio	Toledo, OH	Toledo Fire and Rescue Department	\$730,455
Oregon	Columbia-Snake River System	MFSA	\$266,169
Pennsylvania	Delaware Bay	City of Philadelphia Fire Department	\$171,752
Pennsylvania	Delaware Bay	Pennsylvania State Police	\$182,209
Pennsylvania	Delaware Bay	Philadelphia Energy Solutions Refining and Marketing LLC	\$45,880
Puerto Rico	San Juan, PR	Puerto Rico Ports Authority	\$750,000
South Carolina	Charleston, SC	Charleston County EMD	\$363,750
South Carolina	Charleston, SC	Charleston County Sheriff's Office	\$206,210
South Carolina	Charleston, SC	City of Charleston	\$324,435
South Carolina	Charleston, SC	Kinder Morgan	\$16,375
South Carolina	Charleston, SC	Mt Pleasant Police Dept	\$288,512
South Carolina	Charleston, SC	SC Ports Authority	\$948,000
Tennessee	Memphis, TN	City of Memphis	\$283,953
Tennessee	Memphis, TN	Shelby County Government	\$515,095
Texas	Corpus Christi, TX	Port of Corpus Christi Authority	\$2,043,478
Texas	Corpus Christi, TX	Texas Parks & Wildlife Law Enforcement Division	\$289,710
Texas	Houston-Galveston	City of Houston	\$2,020,237
Texas	Houston-Galveston	City of League City	\$327,593

FY 2019 Port Security Grant Program			
State	Port Area	Entity Name	Award
Texas	Houston-Galveston	Enterprise Products Inc	\$1,351,826
Texas	Houston-Galveston	Galveston County	\$66,263
Texas	Houston-Galveston	HARRIS COUNTY	\$2,587,465
Texas	Houston-Galveston	Pasadena Refining Systems Inc	\$375,976
Texas	Houston-Galveston	Port of Galveston	\$1,022,982
Texas	Houston-Galveston	Port of Houston Authority	\$602,100
Texas	Houston-Galveston	Port of Texas City Security Council	\$95,388
Texas	Houston-Galveston	Texas Parks and Wildlife Dept.	\$186,060
Texas	Sabine-Neches River	City of Beaumont	\$800,288
Texas	Sabine-Neches River	Enterprise Products Operating LLC	\$614,055
Texas	Sabine-Neches River	Port of Beaumont (POB) Navigation District of Jefferson County	\$719,941
Texas	Sabine-Neches River	Port of Port Arthur	\$510,209
Texas	Sabine-Neches River	South East Texas Regional Planning Commission	\$305,051
Texas	Sabine-Neches River	Texas Parks and Wildlife Department (Law Enforcement Division)	\$58,500
U.S. Virgin Islands	St. Thomas, VI	Tropical Shipping & Construction Company Limited	\$487,500
Virginia	Hampton Roads	Abingdon Volunteer Fire & Rescue	\$26,175
Virginia	Hampton Roads	City of Chesapeake Fire Department	\$147,000
Virginia	Hampton Roads	City of Hampton	\$1,200,000
Virginia	Hampton Roads	City of Newport News	\$498,130
Virginia	Hampton Roads	City of Portsmouth Police Department	\$158,625
Virginia	Hampton Roads	City of Suffolk Fire Department	\$335,223
Virginia	Hampton Roads	City of Suffolk Police Department	\$79,032
Virginia	Hampton Roads	City of Virginia Beach	\$77,750
Virginia	Hampton Roads	City of Virginia Beach Fire Department	\$47,175
Virginia	Hampton Roads	Poquoson Fire	\$24,000
Virginia	Hampton Roads	Virginia Port Authority	\$500,000
Washington	Puget Sound	Fish & Wildlife, Washington State Department of	\$600,000
Washington	Puget Sound	King County Sheriff's Office	\$171,136
Washington	Puget Sound	Port of Seattle	\$659,843
Washington	Puget Sound	Port of Tacoma	\$686,483
Washington	Puget Sound	Seattle Fire Department	\$918,755
Washington	Puget Sound	Seattle Police Department	\$427,988
Washington	Puget Sound	Tacoma Fire Department	\$190,765
Washington	Puget Sound	Washington State Ferries	\$131,063
Washington	Puget Sound	Washington State Patrol	\$42,242
Washington D.C.	Baltimore, MD	DC Fire & EMS Department	\$681,849
West Virginia	Huntington - Tristate	West Virginia Dept of Natural Resources (WV DNR)	\$25,000
Wisconsin	Duluth-Superior, MN and WI	Wisconsin Department of Natural Resources	\$2,500
Total			\$100,000,000

FY 2019 Transit Security Grant Program Awards

FY 2019 Transit Security Grant Program		
State	Agency	Award
California	Los Angeles County Metropolitan Transportation Authority	\$7,208,108
California	Sacramento Regional Transit District	\$74,986
California	San Diego Metropolitan Transit System (MTS)	\$434,624
California	San Francisco Bay Area Rapid Transit District (BART)	\$1,770,457
California	San Francisco Municipal Transportation Agency (SFMTA)	\$5,227,732
Colorado	Regional Transportation District - CO	\$455,743
District of Columbia	Washington Metropolitan Area Transit Authority	\$4,113,649
Georgia	Metropolitan Atlanta Rapid Transit Authority (MARTA)	\$326,364
Illinois	Chicago Transit Authority (CTA)	\$25,637,097
Massachusetts	Massachusetts Bay Transportation Authority (MBTA)	\$2,662,924
Maryland	Maryland Transit Administration (MTA)	\$266,949
Minnesota	Metro Transit	\$257,690
New Jersey	Delaware River Port Authority (DRPA)	\$1,260,000
New Jersey	New Jersey Transit	\$4,946,701
New Jersey	Port Authority of New York and New Jersey (PANYNJ)	\$1,881,250
New York	Metropolitan Transportation Authority (MTA)	\$24,483,791
Oregon	Tri-County Metropolitan Transportation District (Tri-Met)	\$190,000
Pennsylvania	Port Authority Of Allegheny County	\$723,800
Pennsylvania	Southeastern Pennsylvania Transportation Authority	\$4,196,180
Texas	Capital Metropolitan Transportation Authority	\$80,000
Texas	Metropolitan Transit Authority of Harris County	\$25,000
Utah	Utah Transit Authority	\$98,650
Washington	Central Puget Sound Regional Transit Authority (Sound Transit)	\$1,315,813
Washington	King County Department of Transportation	\$362,492
Total		\$88,000,000

FY 2019 Intercity Bus Security Grant Program Awards

FY 2019 Intercity Bus Security Grant Program		
State	Operators	Award
Alabama	Spirit Coach, LLC	\$23,282
Alabama	Capital Motor Lines dba Capital Trailways	\$66,861
Arizona	Arizona Corporate Coach, LLC	\$90,080
California	Storer Transportation Service dba Storer Travel Service	\$166,242
Connecticut	DATTCO, Inc.	\$117,874
Florida	Astro Travel and Tours, Inc.	\$41,156
Louisiana	Hotard Coaches, Inc dba Hotard Destination Services	\$292,844
Massachusetts	Plymouth and Brockton Street Railway Company	\$10,503
Massachusetts	Peter Pan Bus Lines, INC	\$86,694
Maryland	DD Enterprises, Inc.	\$14,695
Maryland	Dillons Bus Service	\$55,546
Maryland	Adventures by Dawn, LLC	\$85,475
Minnesota	Lorenz Bus Service, Inc	\$133,878
New Jersey	Megabus Northeast, LLC	\$38,990
New Jersey	Coach USA, Inc	\$85,176
New Jersey	DE CAMP BUS LINES INC	\$13,716
New Jersey	Academy Express LLC DBA Academy Charter Services	\$93,660
New Jersey	Hudson Transit Lines, Inc.	\$31,925
New York	Birnie Bus Tours, Inc	\$43,977
Ohio	Precious Cargo Transportation Inc.	\$27,251
Pennsylvania	Transportation Management Services, Inc.	\$4,486
Pennsylvania	Butler Motor Transit, Inc.	\$15,506
Pennsylvania	Fullington Auto Bus Co.	\$19,593
Texas	El Expreso Group, LCC	\$11,288
Virginia	Newton Bus Service, Inc.	\$52,365
Virginia	DC Trails, Inc.	\$97,405
Virginia	QT Transport Inc	\$26,564
Wisconsin	LAMERS BUS LINES, INC.	\$242,935
Wisconsin	Sam Van Galder, Inc.	\$10,033
Total		\$2,000,000



FEMA

Grant Programs Directorate Information
Bulletin No. 433
August 24, 2018

MEMORANDUM FOR: All State Administrative Agency Heads
All State Administrative Agency Points of Contact
All Urban Area Security Initiative Points of Contact
All State Homeland Security Directors
All State Emergency Management Agency Directors
All Eligible Regional Transit Agencies
All Private Sector Transportation Security Partners
All Public and Private Sector Port Security Partners
All Tribal Nation Points of Contact

FROM: Thomas DiNanno
Assistant Administrator for Grant Programs
Federal Emergency Management Agency

A handwritten signature in dark ink, appearing to read "Thomas DiNanno", written over the printed name and title.

SUBJECT: Information Bulletin # 433 - Fiscal Year 2018 Preparedness
Grant Programs Allocation Announcement

Today, the Federal Emergency Management Agency (FEMA), a component of the Department of Homeland Security (DHS), is pleased to announce final Fiscal Year (FY) 2018 funding allocations for the following grant programs:

- Homeland Security Grant Program (HSGP)
 - State Homeland Security Program¹
 - Urban Area Security Initiative¹
 - Operation Stonegarden
- Emergency Management Performance Grant (EMPG) Program¹
- Tribal Homeland Security Grant Program (THSGP)
- Nonprofit Security Grant Program (NSGP)
- Transit Security Grant Program (TSGP)
- Port Security Grant Program (PSGP)
- Intercity Passenger Rail (IPR) Program – Amtrak¹
- Intercity Bus Security Grant Program (IBSGP)

¹ Grant allocations for these programs were announced on May 21, 2018 as part of the Notice of Funding Opportunity release as well as the Grant Programs Directorate Information Bulletin No. 428.

The total amount of funds allocated for the FY 2018 Preparedness Grant Programs announced in this Information Bulletin is \$1,687,100,000.²

FY 2018 Homeland Security Grant Program (HSGP)

The HSGP includes a suite of risk-based grants to assist state, local, and tribal efforts in preventing, preparing for, protecting against and responding to acts of terrorism. The grants included under HSGP:

*State Homeland Security Program (SHSP)*³. SHSP provides \$402,000,000 to support the implementation of the National Preparedness System and building a culture of preparedness through planning, organization, equipment, training, and exercise needs to prevent, protect against, mitigate, respond to, and recover from acts of terrorism and other catastrophic events. SHSP also provides funding to implement initiatives based on capability targets and gaps identified during the Threat and Hazard Identification and Risk Assessment (THIRA) process, and assessed in the Stakeholder Preparedness Report (SPR).

*Urban Area Security Initiative (UASI)*³. The UASI program provides \$580,000,000 to address the unique planning, organization, equipment, training, and exercise needs of high-threat, high-density urban areas, and assists them in building an enhanced and sustainable capacity to prevent, protect against, mitigate, respond to, and recover from acts of terrorism and other catastrophic events.

Operation Stonegarden (OPSG). OPSG provides \$85,000,000 to enhance cooperation and coordination among local, tribal, territorial, state, and Federal law enforcement agencies in a joint mission to secure the United States' borders along routes of ingress from international borders to include travel corridors in states bordering Mexico and Canada, as well as states and territories with international water borders.

FY 2018 Emergency Management Performance Grant (EMPG) Program

The EMPG Program provides \$350,100,000 to assist state, local, and tribal governments for the purpose of providing a system of emergency preparedness for the protection of life and property in the United States from all hazards and to vest responsibility for emergency preparedness jointly in the Federal Government and the states and their political subdivisions. This total funding amount includes \$100,000 from the Disaster Relief Fund that FEMA makes available to the Federated States of Micronesia and the Republic of the Marshall Islands.

² The following FY 2018 grant programs are not part of this announcement and will be awarded separately: Assistance to Firefighters Grants (\$315,000,000), Staffing for Adequate Fire and Emergency Response Grants (\$350,000,000), Fire Prevention and Safety Grants (\$35,000,000), and Presidential Residence Protection Assistance Grants (\$41,000,000).

³ Per section 2006 of the *Homeland Security Act of 2002*, as amended (6 U.S.C. § 607), DHS/FEMA is required to ensure that at least 25 percent (25%) of grant funding appropriated for grants awarded under HSGP's authorizing statute are used for law enforcement terrorism prevention activities. DHS/FEMA meets this requirement, in part, by requiring all SHSP and UASI recipients to ensure that at least 25 percent (25%) of the combined HSGP funds allocated under SHSP and UASI are dedicated towards law enforcement terrorism prevention activities, as defined in 6 U.S.C. § 607. The LETPA allocation can be from SHSP, UASI, or both. This requirement does not include award funds from OPSG.

FY 2018 Tribal Homeland Security Grant Program (THSGP)

The THSGP provides \$10,000,000 to directly eligible tribes to support the building, sustainment, and delivery of core capabilities to enable tribes to strengthen their capacity to prevent, protect against, mitigate, respond to, and recover from potential terrorist attacks.

FY 2018 Nonprofit Security Grant Program (NSGP)

In FY 2018, the Nonprofit Security Grant Program provides \$60,000,000 in funding support for target hardening and other physical security enhancements and activities to nonprofit organizations that are at high risk of a terrorist attack. Of this amount, \$50,000,000 in funding was available to nonprofit organizations located within one of the specific UASI-designated high-risk urban areas. In FY 2018, additional, separate funding in the amount of \$10,000,000 has also been appropriated for nonprofit organizations located outside of FY 2018 UASI-designated high-risk urban areas. The intent of the FY 2018 NSGP is to competitively award grant funding to assist nonprofit organizations in obtaining the resources required to support and integrate the preparedness activities of nonprofit organizations that are at high risk of a terrorist attack with broader state and local preparedness efforts. The program seeks to integrate nonprofit preparedness activities with broader state and local preparedness efforts. It is also designed to promote coordination and collaboration in emergency preparedness activities among public and private community representatives, as well as state and local government agencies. Under the Nonprofit Security Grant Program - State (NSGP-S), eligible states will receive an allocation for nonprofit organizations located outside of FY 2018 UASI designated Urban Areas. As in previous fiscal years, the Nonprofit Security Grant Program - Urban Area (NSGP-UA) is a competitive grant program.

FY 2018 Transit Security Grant Program (TSGP)

The TSGP provides \$88,000,000 to support transportation infrastructure security activities. The TSGP provides funds to eligible publicly owned operators of public transportation (which includes intra-city bus, commuter bus, ferries, and all forms of passenger rail) to protect critical surface transportation infrastructure and the traveling public from acts of terrorism, and to increase the resilience of transit infrastructure.

FY 2018 Port Security Grant Program (PSGP)

The PSGP provides \$100,000,000 for transportation infrastructure security activities to implement Area Maritime Transportation Security Plans (AMSPs) and facility security plans among port authorities, facility operators, and state and local government agencies required to provide port security services. The purpose of the FY 2018 PSGP is to competitively award grant funding to support increased port-wide risk management; enhance domain awareness; conduct training and exercises; expand port recovery and resiliency capabilities; further capabilities to prevent, detect, respond to, and recover from attacks involving improvised explosive devices and other non-conventional weapons.

FY 2018 Intercity Passenger Rail (IPR) Program – Amtrak

In FY 2018, the IPR Program provides \$10,000,000 to the National Passenger Railroad Corporation (Amtrak) to protect critical surface transportation infrastructure and the

traveling public from acts of terrorism, and to increase the resilience of the Amtrak rail system.

FY 2018 Intercity Bus Security Grant Program (IBSGP)

The IBSGP provides \$2,000,000 to owners and operators of intercity bus systems located within the UASI-eligible Urban Areas, to protect critical surface transportation infrastructure and the traveling public from acts of terrorism, and to increase the resilience of transit infrastructure.

FY 2018 State Homeland Security Program Allocations

State/Territory	FY 2018 Allocation	State/Territory	FY 2018 Allocation
Alabama	\$3,980,000	Montana	\$3,980,000
Alaska	\$3,980,000	Nebraska	\$3,980,000
American Samoa	\$1,000,000	Nevada	\$3,980,000
Arizona	\$3,980,000	New Hampshire	\$3,980,000
Arkansas	\$3,980,000	New Jersey	\$7,993,000
California	\$59,235,000	New Mexico	\$3,980,000
Colorado	\$3,980,000	New York	\$76,930,000
Connecticut	\$3,980,000	North Carolina	\$5,246,000
Delaware	\$3,980,000	North Dakota	\$3,980,000
District of Columbia	\$3,980,000	Northern Mariana	\$1,000,000
Florida	\$10,566,000	Ohio	\$7,364,000
Georgia	\$6,508,000	Oklahoma	\$3,980,000
Guam	\$1,000,000	Oregon	\$3,980,000
Hawaii	\$3,980,000	Pennsylvania	\$9,622,000
Idaho	\$3,980,000	Puerto Rico	\$3,980,000
Illinois	\$15,712,000	Rhode Island	\$3,980,000
Indiana	\$3,980,000	South Carolina	\$3,980,000
Iowa	\$3,980,000	South Dakota	\$3,980,000
Kansas	\$3,980,000	Tennessee	\$3,980,000
Kentucky	\$3,980,000	Texas	\$20,591,000
Louisiana	\$3,980,000	U.S. Virgin Islands	\$1,000,000
Maine	\$3,980,000	Utah	\$3,980,000
Maryland	\$5,882,000	Vermont	\$3,980,000
Massachusetts	\$5,395,000	Virginia	\$7,120,000
Michigan	\$6,368,000	Washington	\$6,208,000
Minnesota	\$3,980,000	West Virginia	\$3,980,000
Mississippi	\$3,980,000	Wisconsin	\$3,980,000
Missouri	\$3,980,000	Wyoming	\$3,980,000
Total			\$402,000,000

FY 2018 Urban Area Security Initiative Allocations

State/Territory	Funded Urban Area	FY 2018 UASI
Arizona	Phoenix Area	\$4,000,000
California	Anaheim/Santa Ana Area	\$5,000,000
	Bay Area	\$27,500,000
	Los Angeles/Long Beach Area	\$68,000,000
	Riverside Area	\$3,000,000
	Sacramento Area	\$2,500,000
	San Diego Area	\$16,700,000
Colorado	Denver Area	\$3,000,000
District of Columbia	National Capital Region	\$52,750,000
Florida	Miami/Fort Lauderdale Area	\$6,000,000
	Orlando Area	\$1,500,000
	Tampa Area	\$3,000,000
Georgia	Atlanta Area	\$6,000,000
Hawaii	Honolulu Area	\$1,500,000
Illinois	Chicago Area	\$68,000,000
Maryland	Baltimore Area	\$4,000,000
Massachusetts	Boston Area	\$17,500,000
Michigan	Detroit Area	\$5,000,000
Minnesota	Twin Cities Area	\$5,000,000
Missouri	St. Louis Area	\$3,000,000
Nevada	Las Vegas Area	\$5,000,000
New Jersey	Jersey City/Newark Area	\$22,750,000
New York	New York City Area	\$178,750,000
North Carolina	Charlotte Area	\$2,500,000
Oregon	Portland Area	\$2,500,000
Pennsylvania	Philadelphia Area	\$17,500,000
	Pittsburgh Area	\$2,500,000
Texas	Dallas/Fort Worth/Arlington Area	\$14,800,000
	Houston Area	\$22,750,000
	San Antonio Area	\$1,500,000
Virginia	Hampton Roads Area	\$1,500,000
Washington	Seattle Area	\$5,000,000
Total		\$580,000,000

FY 2018 OPSG Allocations by State

State/Territory	FY 2018 Allocation
Arizona	\$ 17,600,000.00
California	\$ 11,400,000.00
New Mexico	\$ 3,171,247.00
Texas	\$ 30,218,753.00
Alabama	\$ 400,000.00
Florida	\$ 2,257,628.00
Louisiana	\$ 400,000.00
Mississippi	\$ 308,471.00
Puerto Rico	\$ 1,843,901.00
U.S. Virgin Islands	\$ 400,000.00
Idaho	\$ 200,000.00
Maine	\$ 1,470,000.00
Michigan	\$ 2,341,066.00
Minnesota	\$ 1,090,000.00
Montana	\$ 1,655,251.00
New Hampshire	\$ 260,000.00
New York	\$ 2,935,186.00
North Dakota	\$ 1,563,497.00
Ohio	\$ 1,750,000.00
Pennsylvania	\$ 155,000.00
Vermont	\$ 1,000,000.00
Washington	\$ 2,580,000.00
Total	\$ 85,000,000.00

FY 2018 EMPG Allocations

State/Territory	Allocation	State/Territory	Allocation
Alabama	\$5,732,434	Nevada	\$4,536,117
Alaska	\$3,096,586	New Hampshire	\$3,480,972
Arizona	\$7,097,560	New Jersey	\$8,365,698
Arkansas	\$4,540,094	New Mexico	\$3,956,052
California	\$27,827,857	New York	\$15,278,109
Colorado	\$6,199,311	North Carolina	\$9,173,848
Connecticut	\$4,912,308	North Dakota	\$3,106,529
Delaware	\$3,238,193	Ohio	\$10,056,845
District of Columbia	\$3,067,376	Oklahoma	\$5,130,751
Florida	\$16,001,622	Oregon	\$5,265,835
Georgia	\$9,273,265	Pennsylvania	\$10,787,960
Hawaii	\$3,534,992	Rhode Island	\$3,300,473
Idaho	\$3,719,475	South Carolina	\$5,827,812
Illinois	\$10,785,720	South Dakota	\$3,179,373
Indiana	\$6,874,800	Tennessee	\$6,906,141
Iowa	\$4,630,251	Texas	\$20,667,921
Kansas	\$4,481,986	Utah	\$4,602,281
Kentucky	\$5,464,347	Vermont	\$3,022,554
Louisiana	\$5,611,054	Virginia	\$8,024,261
Maine	\$3,476,581	Washington	\$7,345,832
Maryland	\$6,482,994	West Virginia	\$3,782,528
Massachusetts	\$6,997,830	Wisconsin	\$6,319,363
Michigan	\$8,975,530	Wyoming	\$2,994,288
Minnesota	\$6,179,838	Puerto Rico	\$4,752,302
Mississippi	\$4,527,231	U.S. Virgin Islands	\$943,379
Missouri	\$6,522,105	American Samoa	\$907,832
Montana	\$3,294,643	Guam	\$981,683
Nebraska	\$3,848,963	Northern Mariana Islands	\$908,315
Total			\$350,000,000

Pursuant to Article X of the Federal Programs and Services Agreement of the *Compact of Free Association Act* (Pub. L. No. 108-188), a set amount of funds (\$100,000 total) are also available from the Disaster Relief Fund for the Federated States of Micronesia and for the Republic of the Marshall Islands in the following amounts:

State/Territory	Allocation
Republic of the Marshall Islands	\$50,000
Federated States of Micronesia	\$50,000
Total	\$100,000

FY 2018 Tribal Homeland Security Grant Program Awards

State	Tribe	FY 2018 Allocation
AZ	Ak-Chin Indian Community	\$247,242
	Cocopah Indian Tribe	\$972,500
	Salt River Pima Maricopa Indian Community	\$350,000
	Pascua Yaqui Tribe	\$39,000
	Gila River Indian Community	\$900,000
	Fort McDowell Yavapai Nation	\$954,000
CA	Los Coyotes Band of Cahuilla and Cupeno Indians	\$120,000
	San Manuel Band of Mission Indians	\$677,000
NM	Jicarilla Apache Nation	\$525,000
OK	Choctaw Nation of Oklahoma	\$476,025
	Citizen Potawatomi Nation	\$929,231
	Quapaw Tribe of Oklahoma	\$264,670
	Cherokee Nation Emergency Management	\$883,540
OR	Confederated Tribes of Grand Ronde	\$220,584
SD	Oglala Sioux Tribe	\$172,000
	Sisseton Wahpeton Oyate	\$577,345
WA	Makah Tribe	\$139,740
	Cowlitz Indian Tribe	\$1,129,678
	Suquamish Tribe of the Port Madison Reservation	\$313,513
	Kalispel Indian Community of the Kalispel Reservation	\$59,455
	Tulalip Tribes of Washington	\$49,477
Total		\$10,000,000

FY 2018 NSGP-UA Awards by Urban Area and State

State/Territory	Urban Area	FY 18 Allocation by Urban Area	FY 18 Allocation by State
Arizona	Phoenix Area	\$ 697,988	\$ 697,988
California	Anaheim/Santa Ana Area	\$ 1,049,605	\$ 5,311,581
	Bay Area	\$ 826,653	
	Los Angeles/Long Beach Area	\$ 1,195,539	
	Riverside Area	\$ -	
	Sacramento Area	\$ 595,990	
	San Diego Area	\$ 1,643,794	
Colorado	Denver Area	\$ 505,101	\$ 505,101
District of Columbia	National Capital Region	\$ 3,249,201	\$ 3,249,201
Florida	Miami/Fort Lauderdale Area	\$ 4,323,000	\$ 4,677,264
	Orlando Area	\$ 225,000	
	Tampa Area	\$ 129,264	
Georgia	Atlanta Area	\$ 252,452	\$ 252,452
Hawaii	Honolulu Area	\$ -	\$ -
Illinois	Chicago Area	\$ 3,629,267	\$ 3,629,267
Maryland	Baltimore Area	\$ 1,558,681	\$ 1,558,681
Massachusetts	Boston Area	\$ 257,000	\$ 257,000
Michigan	Detroit Area	\$ 1,079,500	\$ 1,079,500
Minnesota	Twin Cities Area	\$ 321,365	\$ 321,365
Missouri	St. Louis Area	\$ 300,000	\$ 300,000
Nevada	Las Vegas Area	\$ -	\$ -
New Jersey	Jersey City/Newark Area	\$ 8,388,505	\$ 8,388,505
New York	New York City Area	\$ 15,960,511	\$ 15,960,511
North Carolina	Charlotte Area	\$ 150,000	\$ 150,000
Oregon	Portland Area	\$ 175,000	\$ 175,000
Pennsylvania	Philadelphia Area	\$ 232,700	\$ 481,695
	Pittsburgh Area	\$ 248,995	
Texas	Dallas/Fort Worth/Arlington Area	\$ 300,000	\$ 1,600,000
	Houston Area	\$ 1,300,000	
	San Antonio Area	\$ -	
Virginia	Hampton Roads Area	\$ 621,179	\$ 621,179
Washington	Seattle Area	\$ 783,710	\$ 783,710
Total		\$ 50,000,000	\$ 50,000,000

FY 2018 NSGP-S Awards by State

State	FY18 Allocation
Alabama	\$91,000.00
Alaska	\$103,000.00
American Samoa	\$100,000.00
Arizona	\$100,000.00
Arkansas	\$200,000.00
California	\$517,304.00
Colorado	\$174,822.00
Connecticut	\$268,265.00
Delaware	\$200,000.00
Florida	\$394,000.00
Georgia	\$200,000.00
Guam	\$100,000.00
Idaho	\$100,000.00
Illinois	\$261,000.00
Indiana	\$353,810.00
Iowa	\$172,000.00
Kansas	\$150,000.00
Kentucky	\$127,295.16
Louisiana	\$232,957.00
Maine	\$98,985.00
Maryland	\$200,000.00
Massachusetts	\$340,515.10
Michigan	\$400,540.00
Minnesota	\$100,000.00
Missouri	\$50,650.00
Montana	\$64,835.00
Nebraska	\$91,640.00
Nevada	\$13,750.00
New Jersey	\$296,425.00
New York	\$516,804.23
North Carolina	\$183,155.00
Northern Mariana	\$95,000.00
Ohio	\$598,750.00
Oklahoma	\$133,476.00
Pennsylvania	\$329,000.00
Rhode Island	\$128,000.00
South Carolina	\$178,622.00
South Dakota	\$157,134.51
Tennessee	\$200,000.00
Texas	\$672,188.28
Utah	\$50,000.00
Vermont	\$143,455.00
Virginia	\$200,000.00
Washington	\$149,800.00
West Virginia	\$211,201.72
Wisconsin	\$358,000.00
Wyoming	\$192,620.00
Total	\$ 10,000,000.00

FY 2018 Port Security Grant Program Awards

State	Port Area	Entity Name	FY 2018 Allocation
Alabama	Decatur, AL	City of Decatur	\$5,475
	Mobile, AL	Alabama Dept Of Conservation and Natural Resources	\$235,046
	Mobile, AL	Alabama Law Enforcement Agency	\$693,600
	Mobile, AL	Alabama State Port Authority	\$108,750
	Mobile, AL	APM Terminals LLC	\$70,685
	Mobile, AL	City of Mobile	\$13,957
Alaska	Cook Inlet, AK	Municipality of Anchorage - Port of Alaska	\$455,150
	Valdez, AK	City of Valdez	\$326,250
California	Los Angeles-Long Beach	APM TERMINALS PACIFIC LLC	\$512,173
	Los Angeles-Long Beach	Carnival Corporation	\$230,000
	Los Angeles-Long Beach	City of Los Angeles Harbor Department (POLA)	\$2,114,700
	Los Angeles-Long Beach	Long Beach Fire Department (LBFD)	\$315,000
	Los Angeles-Long Beach	Long Beach Police Department (LBPD)	\$1,188,250
	Los Angeles-Long Beach	Los Angeles County Sheriff's Department (LASD)	\$555,000
	Los Angeles-Long Beach	Los Angeles Fire Department	\$176,509
	Los Angeles-Long Beach	Los Angeles Police Department (LAPD)	\$600,000
	Los Angeles-Long Beach	Marine Exchange of Los Angeles Long Beach Harbor, Inc.	\$64,365
	Los Angeles-Long Beach	Pacific Maritime Services, LLC	\$20,000
	Los Angeles-Long Beach	Port of Long Beach (POLB)	\$4,197,480
	Los Angeles-Long Beach	Ports America Cruise, Inc.	\$175,835
	Los Angeles-Long Beach	SSA Terminals (Pier A), LLC.	\$358,850
	Los Angeles-Long Beach	WWL Vehicle Services America Inc.	\$205,750
	Los Angeles-Long Beach	Yusen Terminals LLC	\$305,052
	Port Hueneme, CA	Port of Hueneme- Oxnard Harbor District	\$360,000
	San Diego, CA	City of San Diego Fire-Rescue	\$750,000
	San Diego, CA	San Diego Unified Port District	\$405,656
	San Diego, CA	San Diego Unified Port District - Harbor Police	\$531,329
	San Francisco Bay	Alameda County Sheriff Office	\$667,688
	San Francisco Bay	Contra Costa County Sheriff Office	\$28,113
	San Francisco Bay	County of San Joaquin (SO)	\$332,757
	San Francisco Bay	Everport Terminal Services Inc	\$245,000
	San Francisco Bay	Kinder Morgan	\$42,500
	San Francisco Bay	Metropolitan Stevedore Company	\$44,909
	San Francisco Bay	Port of Oakland	\$1,350,000
	San Francisco Bay	Port of San Francisco	\$105,000
	San Francisco Bay	Port of Stockton	\$1,480,922
	San Francisco Bay	San Francisco Fire Department	\$399,562
	San Francisco Bay	SSA Terminals (Oakland) LLC	\$24,150
	San Francisco Bay	TraPac LLC	\$504,248
Connecticut	Long Island Sound	City of New Haven CT	\$228,525
	Long Island Sound	Cross Sound Ferry Services, Inc.	\$25,000

State	Port Area	Entity Name	FY 2018 Allocation
	Long Island Sound	Department of Emergency Services and Public Protection CT	\$259,250
	Long Island Sound	Guilford Fire Department CT	\$13,578
	Long Island Sound	JDZ Marine LLC dba TowBoatUS Mystic	\$9,215
	Long Island Sound	Middletown Police Department CT	\$254,734
Delaware	Delaware Bay	City of Wilmington Fire Department	\$24,992
	Delaware Bay	Delaware City Refining Company LLC	\$24,995
	Delaware Bay	Delaware Emergency Management Agency	\$166,500
	Delaware Bay	Delaware State Police	\$395,646
	Delaware Bay	Memorial Volunteer Fire Co.	\$615,000
	Delaware Bay	State of Delaware, DNREC	\$150,502
Florida	Jacksonville, FL	Jacksonville Port Authority	\$727,500
	Jacksonville, FL	Jacksonville Sheriff's Office	\$305,400
	Jacksonville, FL	St. Johns County Sheriff's Office	\$319,300
	Miami, FL	Miami Dade Fire rescue	\$1,192,374
	Miami, FL	Miami Dade county and MDPD	\$364,800
	Panama City, FL	City of Panama City- Police Department	\$97,726
	Port Canaveral, FL	Canaveral Port Authority	\$999,999
	Port Everglades, FL	Broward Sheriffs Office	\$950,967
	Port Everglades, FL	Port Everglades	\$1,301,453
	Tampa Bay	City of Tampa	\$213,750
	Tampa Bay	Hillsborough County Sheriff Office	\$750,000
	Tampa Bay	Manatee County Port Authority	\$326,456
	Tampa Bay	North River Fire District	\$180,414
	Tampa Bay	Tampa Port Authority	\$685,098
Georgia	Savannah, GA	Georgia Department of Natural Resources - Savannah	\$196,841
	Savannah, GA	Georgia Ports Authority - Savannah	\$1,252,004
Guam	Apra Harbor, Guam	Guam Customs and Quarantine Agency	\$195,669
	Apra Harbor, Guam	Port Authority of Guam	\$255,811
Hawaii	Honolulu	Hawaii State Department of Defense	\$575,313
Illinois	Southern Tip Lake Michigan	Chicago Fire Department	\$750,618
	Southern Tip Lake Michigan	City of Chicago Office of Emergency Management and Communication	\$1,305,000
	Southern Tip Lake Michigan	City of Chicago Police Department	\$780,163
	Southern Tip Lake Michigan	IMTT Holdings LLC - Illinois	\$195,504
	Southern Tip Lake Michigan	Kinder Morgan Liquids Terminals LLC	\$27,500
	Southern Tip Lake Michigan	Navy Pier, Inc.	\$125,537
	Southern Tip Lake Michigan	Spirit Cruises LLC	\$25,000
	St. Louis, MO and IL	City of Alton Fire Department	\$24,750
	St. Louis, MO and IL	City of Madison Fire Department	\$24,897
Indiana	Southern Tip Lake Michigan	Ports of Indiana - Port of Burns Harbor	\$371,250
Kentucky	Louisville, KY	Clark County, Indiana Sheriff's Office	\$21,613

State	Port Area	Entity Name	FY 2018 Allocation
	Louisville, KY	Louisville Fire Department	\$133,425
	Louisville, KY	Louisville Metro Police Department	\$49,312
Louisiana	Lake Charles, LA	Calcasieu Parish Sheriffs Office	\$1,000,000
	Lake Charles, LA	City of Lake Charles Police Department	\$195,273
	New Orleans	Chalmete Refining Company	\$171,522
	New Orleans	IMTT Holding LLC - St Rose	\$24,136
	New Orleans	IMTT Holdings LLC - Geismar	\$24,465
	New Orleans	New Orleans Jefferson Parish	\$25,000
	New Orleans	Plaquemines Port Harbor and Terminal District	\$427,313
	New Orleans	Port of Greater Baton Rouge	\$536,250
	New Orleans	Port of New Orleans	\$471,458
	New Orleans	Port of New Orleans/Harbor Police Department	\$197,856
	New Orleans	Port of South Louisiana	\$41,634
	New Orleans	St James Parish Sheriff's Office	\$430,500
	New Orleans	St John Baptist Parish Sheriff's Office	\$562,500
	New Orleans	St. Bernard Port Harbor and Terminal District	\$428,625
Maine	Portland, ME	City of Portland, Maine	\$85,875
	Portland, ME	Global Companies, LLC - South Portland	\$24,771
Maryland	Baltimore, MD	AMPORTS, Inc.	\$25,000
	Baltimore, MD	Baltimore City Police Department	\$297,071
	Baltimore, MD	Baltimore County	\$181,380
	Baltimore, MD	City of Salisbury Fire Department	\$42,577
	Baltimore, MD	Kinder Morgan Liquids Terminal LLC	\$22,000
	Baltimore, MD	Maryland Natural Resources Police	\$530,746
	Baltimore, MD	Maryland Port Administration	\$422,932
	Baltimore, MD	Maryland State Police	\$788,400
	Baltimore, MD	Prince George's County	\$88,958
	Baltimore, MD	Queen Anne's County Sheriff's Office	\$59,284
Massachusetts	Boston, MA	Boston Marine Incident and Resources Training Partnership	\$23,500
	Boston, MA	CHAMP	\$127,000
	Boston, MA	City of Beverly	\$76,465
	Boston, MA	City of Salem, MA Police Department	\$18,225
	Boston, MA	Commonwealth of Massachusetts	\$750,000
	Boston, MA	Commonwealth of Massachusetts - Dept of State Police	\$791,609
	Boston, MA	Massachusetts Environmental Police	\$204,750
	Boston, MA	Massachusetts Port Authority	\$82,500
	Boston, MA	Quincy Police Department	\$24,999
	Boston, MA	Town of Plymouth Harbormaster	\$24,800
	Nantucket Sound, MA	Woods Hole, Martha's Vineyard and Nantucket Steamship Authority	\$907,875
	Narragansett/Mt. Hope Bays	Fall River Fire Department	\$469,988
Michigan	Detroit, MI	City of Detroit	\$580,500
	Detroit, MI	Detroit Riverfront Conservancy	\$70,800
	Detroit, MI	Michigan Department of State Police	\$112,843
	Detroit, MI	Waterfront Petroleum Terminal Company	\$89,956

State	Port Area	Entity Name	FY 2018 Allocation
	St. Clair River, MI	County of St. Clair	\$103,397
Minnesota	Minneapolis-St. Paul	Goodhue County Sheriff's Office	\$69,036
	Minneapolis-St. Paul	Hennepin County Sheriff's Office	\$44,124
	Minneapolis-St. Paul	St. Paul EMA-PD	\$949,399
Mississippi	Gulfport, MS	Mississippi Dept Marine Resources	\$500,522
	Pascagoula, MS	City of Pascagoula	\$37,500
	Pascagoula, MS	Mississippi Department Marine Resources	\$478,022
Missouri	Kansas City, MO	Missouri State Highway Patrol	\$56,239
	St. Louis, MO and IL	Gateway Arch Riverboats - Bi-State Development	\$25,000
	St. Louis, MO and IL	Jefferson County Sheriff's Office	\$69,375
	St. Louis, MO and IL	Missouri State Highway Patrol	\$73,674
	St. Louis, MO and IL	Rock Community Fire Protection District	\$227,250
	St. Louis, MO and IL	SCF Lewis & Clark	\$337,050
New Hampshire	Portsmouth, NH	Pease Development Authority - NH Division of Ports and Harbors	\$209,171
New Jersey	Delaware Bay	Delaware River Port Authority	\$236,250
	Delaware Bay	Gloucester Terminals LLC	\$194,050
	Delaware Bay	Paulsboro Refining Company LLC	\$24,995
	Delaware Bay	State of New Jersey, Department of Law & Public Safety	\$417,950
	New York, NY and NJ	Borough of Edgewater	\$36,831
	New York, NY and NJ	City of Newark, New Jersey	\$33,234
	New York, NY and NJ	New Jersey Department of Environmental Protection	\$1,000,000
	New York, NY and NJ	North Hudson Regional Fire and Rescue	\$94,209
	New York, NY and NJ	Secaucus	\$346,410
	New York, NY and NJ	State of New Jersey, Department of Law & Public Safety	\$285,750
New York	Buffalo, NY	Niagara County Sheriff's Office	\$120,000
	Long Island Sound	Bridgeport and Port Jefferson Steamship (Ferry) Company	\$336,799
	Long Island Sound	County of Suffolk LI NY	\$500,000
	Long Island Sound	Smithtown LI NY Dept. of Public Safety	\$30,000
	Long Island Sound	Town of Huntington LI NY	\$333,000
	New York, NY and NJ	County of Nassau, New York	\$637,500
	New York, NY and NJ	Hudson River Cruises and Events Inc.	\$1,625
	New York, NY and NJ	New York City Fire Department (FDNY)	\$5,926,112
	New York, NY and NJ	New York City Police Department	\$11,523,868
	New York, NY and NJ	NYS Division of Military & Naval Affairs	\$133,439
	New York, NY and NJ	Palisades Interstate Parkway Police Department	\$393,750
	New York, NY and NJ	Westchester County Department of Public Safety	\$435,000
North Carolina	Morehead City, NC	Atlantic Beach PD	\$107,186
	Morehead City, NC	Beaufort PD	\$56,250
	Morehead City, NC	NCDOT Ferry Division	\$10,400
	Wilmington, NC	Brunswick Sheriff Office	\$87,002
	Wilmington, NC	NCSPA Wilmington	\$300,225
	Wilmington, NC	New Hanover Sheriff Office	\$147,635
Ohio	Cincinnati, OH	City of Cincinnati Fire Department	\$26,386

State	Port Area	Entity Name	FY 2018 Allocation
	Cincinnati, OH	City of Cincinnati, Ohio Police Department	\$73,517
	Cincinnati, OH	Covington, Kentucky Fire Department	\$22,130
	Cincinnati, OH	Kinder Morgan Queen City Terminal	\$22,500
	Cleveland, OH	City of Cleveland	\$497,400
	Cleveland, OH	Cuyahoga County Sheriff's Department	\$14,675
Oregon	Columbia-Snake River System	Maritime Fire and Safety Association	\$161,532
Pennsylvania	Delaware Bay	City of Philadelphia - Police	\$23,524
	Delaware Bay	Greenwich Terminals LLC	\$464,822
	Delaware Bay	Maritime Exchange for the Delaware River and Bay	\$194,524
	Delaware Bay	Philadelphia Fire Department	\$397,739
	Delaware Bay	Philadelphia Regional Port Authority	\$497,250
	Delaware Bay	Spirit Cruises LLC	\$15,400
Puerto Rico	San Juan, PR	Pan American Grain Manufacturing Co. Inc.	\$141,750
Rhode Island	Narragansett/Mt. Hope Bays	City of Newport RI	\$24,500
	Narragansett/Mt. Hope Bays	Town of Bristol	\$284,625
South Carolina	Charleston, SC	Charleston County Consolidated Dispatch	\$282,896
	Charleston, SC	Charleston County Sheriff Office	\$25,000
	Charleston, SC	City of Charleston	\$199,528
	Charleston, SC	City of North Charleston	\$308,353
	Charleston, SC	SC Dept of Natural Resources	\$372,750
	Charleston, SC	South Carolina State Ports Authority	\$420,938
Tennessee	Chattanooga, TN	Hamilton County Sheriff's Office	\$153,277
	Memphis, TN	American Commercial Barge Line LLC	\$22,200
	Memphis, TN	City of Memphis	\$159,375
	Memphis, TN	Shelby County Government	\$196,038
	Memphis, TN	Shelby County Office of Preparedness HLS/EMA	\$21,850
	Nashville, TN	Metropolitan Government of Nashville and Davidson County	\$699,285
Texas	Corpus Christi, TX	Port of Corpus Christi	\$615,000
	Corpus Christi, TX	Texas Parks & Wildlife LE	\$227,748
	Houston-Galveston	Board of Trustees of Galveston Wharves	\$697,125
	Houston-Galveston	Chambers County	\$290,340
	Houston-Galveston	City of Baytown	\$262,500
	Houston-Galveston	City of Houston	\$2,773,919
	Houston-Galveston	Harris County	\$2,638,728
	Houston-Galveston	Texas City Security Council	\$285,848
	Sabine-Neches River	City of Beaumont	\$2,468,498
	Sabine-Neches River	Enterprise Products Operating LLC	\$75,150
	Sabine-Neches River	Jefferson County, Texas	\$90,120
Virginia	Hampton Roads	Chesterfield County	\$370,000
	Hampton Roads	City of Hampton Police Division	\$84,150
	Hampton Roads	City of Norfolk	\$91,245
	Hampton Roads	City of Portsmouth Police Department	\$167,295
	Hampton Roads	City of Suffolk	\$14,690

State	Port Area	Entity Name	FY 2018 Allocation
	Hampton Roads	City of Virginia Beach	\$33,750
	Hampton Roads	Poquoson Fire/Rescue	\$24,950
	Hampton Roads	Spirit Cruises LLC	\$14,000
	Hampton Roads	Virginia Department of State Police	\$43,389
	Hampton Roads	Virginia Port Authority	\$1,902,490
Washington	Columbia-Snake River System	Franklin County Sheriff's Office	\$141,263
	Columbia-Snake River System	Port of Clarkston	\$24,988
	Columbia-Snake River System	Port of Vancouver USA	\$438,750
	Puget Sound	Bainbridge Island Police Department	\$171,565
	Puget Sound	City of Seattle (Seattle Fire Department)	\$1,565,859
	Puget Sound	City of Tacoma	\$162,698
	Puget Sound	County of Whatcom	\$280,125
	Puget Sound	King County Sheriffs Office	\$181,328
	Puget Sound	Port of Port Angeles	\$17,700
	Puget Sound	Port of Tacoma	\$464,969
	Puget Sound	SSA Terminals, LLC	\$147,045
	Puget Sound	Washington State Department of Transportation-Ferries Division	\$1,184,380
	Puget Sound	Washington State Patrol	\$153,655
Washington D.C.	Baltimore, MD	District of Columbia Fire Department	\$291,600
West Virginia	Huntington - Tristate	City of Charleston WV Fire Department	\$269,000
	Huntington - Tristate	West Virginia Department of Natural Resources (DNR)	\$72,569
	Huntington - Tristate	Wood County, WV Commission	\$50,000
Wisconsin	Milwaukee, WI	Wisconsin Department of Natural Resources	\$4,150
Grand Total			\$100,000,000

FY 2018 Transit Security Grant Program Awards

Organization	State	FY 18 Funding Allocation
Utah Transit Authority	Utah	\$6,000
Maryland Transit Administration (MTA)	Maryland	\$57,698
Sacramento Regional Transit District	California	\$138,022
Port Authority Of Allegheny County	Pennsylvania	\$147,456
South Florida Regional Transportation Authority (TriRail)	Florida	\$151,238
Metropolitan Atlanta Rapid Transit Authority (MARTA)	Georgia	\$437,097
Metro Transit	Minnesota	\$482,532
Dallas Area Rapid Transit (DART)	Texas	\$542,905
King County DOT	Washington	\$1,361,479
Port Authority of New York and New Jersey (PANYNJ)	New York	\$1,876,000
Southeastern Pennsylvania Transportation Authority	Pennsylvania	\$3,664,408
Washington Metropolitan Area Transit Authority	District of Columbia	\$5,428,094
Los Angeles County Metropolitan Transportation Authority	California	\$6,204,960
San Francisco Bay Area Rapid Transit District (BART)	California	\$6,753,633
Massachusetts Bay Transportation Authority (MBTA)	Massachusetts	\$6,898,333
New Jersey Transit - PHI	New Jersey	\$6,937,619
Metropolitan Transportation Authority (MTA)	New York	\$8,458,298
New Jersey Transit - NYC	New Jersey	\$9,417,636
Chicago Transit Authority (CTA)	Illinois	\$10,708,765
Metropolitan Transportation Authority (MTA) – NYPD	New York	\$18,327,827
TOTAL		\$88,000,000

FY 2018 Intercity Bus Security Grant Program Awards


Operators	State	FY 18 Allocation
All West Coachlines, Inc	CA	\$5,657
Carreras Tours LLC.	CA	\$20,629
Pacific Coast Sightseeing Tours & Charters, Inc.	CA	\$30,810
Ramblin Express, Inc.	CO	\$42,074
Ace Express Coaches, LLC.	CO	\$71,024
Astro Travel & Tours, Inc.	FL	\$110,329
American Coach Lines of Atlanta	GA	\$33,000
Burlington Stage Lines LTD.	IA	\$84,605
TRT Transportation, Inc.	IL	\$34,989
Miller Transportation, Inc.	KY	\$30,615
Tri-City Charter of Bossier, Inc.	LA	\$19,991
Hotard Coaches, Inc. DBA Hotard Destination Services	LA	\$149,412
AA Transportation Corporation	MA	\$4,646
Peter Pan Bus Lines	MA	\$16,800
Adventures by Dawn, LLC.	MD	\$63,735
Lake Crystal Bus Service, Inc.	MN	\$29,305
Jefferson Partners Limited Partnership DBA Jefferson Lines	MN	\$51,492
Richfield Bus Company	MN	\$113,980
Olympia Trails Bus Company, Inc.	NJ	\$21,680
Hudson Transit Lines	NJ	\$26,290
Community Coaches, Inc.	NJ	\$62,968
Stout's Charter Service	NJ	\$66,831
Academy Express, LLC.	NJ	\$84,750
West Point Tours, Inc.	NY	\$17,909
Yankee Trails, Inc. DBA Yankee Trails	NY	\$47,634
Monsey New Square Trails, Inc.	NY	\$151,200
Precious Cargo Transportation, Inc.	OH	\$22,456
Barons Bus, Inc.	OH	\$71,683
OD Anderson, Inc. DBA Anderson Coach and Tour	PA	\$8,934
Fullington Auto Bus Company, DBA Fullington Trailways	PA	\$98,269
Kerrville Bus Company	TX	\$28,605
Dipert Travel and Transportation ltd DBA Dan Dipert Coaches	TX	\$34,000
Echo Tours and Charters, LP.	TX	\$51,458
Lone Star Coaches, Inc.	TX	\$108,505
Winn Bus Lines, Inc.	VA	\$12,208
J Diamond, Inc. DBA Agape Travel and Tours	VA	\$13,167
Wisconsin Coach Lines, Inc.	WI	\$16,219
Sam Van Galder, Inc. DBA Van Galder Bus Co.	WI	\$18,858
Badger Coaches, Inc. DBA Badger Tour & Travel	WI	\$123,283
TOTAL		\$2,000,000



FEMA

**Grant Programs Directorate Information Bulletin
No. 422
September 1, 2017**

MEMORANDUM FOR: All State Administrative Agency Heads
All State Administrative Agency Points of Contact
All Urban Area Security Initiative Points of Contact
All State Homeland Security Directors
All State Emergency Management Agency Directors
All Eligible Regional Transit Agencies
All Private Sector Transportation Security Partners
All Public and Private Sector Port Security Partners
All Tribal Nation Points of Contact

FROM: Thomas DiNanno 
Assistant Administrator for Grant Programs
Federal Emergency Management Agency

SUBJECT: Information Bulletin # 422 - Fiscal Year 2017 Preparedness Grant
Programs Allocation Announcement

Today, the Federal Emergency Management Agency (FEMA), a component of the Department of Homeland Security (DHS), is pleased to announce final Fiscal Year (FY) 2017 funding allocations for the following grant programs:

- Homeland Security Grant Program (HSGP)
 - State Homeland Security Program¹
 - Urban Area Security Initiative¹
 - Operation Stonegarden
- Emergency Management Performance Grant (EMPG) Program¹
- Tribal Homeland Security Grant Program (THSGP)
- Nonprofit Security Grant Program (NSGP)
- Transit Security Grant Program (TSGP)
- Port Security Grant Program (PSGP)
- Intercity Passenger Rail (IPR) Program – Amtrak¹
- Intercity Bus Security Grant Program (IBSGP)

¹ Grant allocations for these programs were announced on June 2, 2017 as part of the Notice of Funding Opportunity release as well as the Grant Programs Directorate Information Bulletin No. 415.

The total amount of funds allocated for the FY 2017 Preparedness Grant Programs announced in this Information Bulletin is \$1,622,100,000.²

FY 2017 Homeland Security Grant Program (HSGP)

The HSGP includes a suite of risk-based grants to assist state, local, and tribal efforts in preventing, preparing for, protecting against and responding to acts of terrorism. The grants included under HSGP:

*State Homeland Security Program (SHSP)*³. SHSP provides \$402,000,000 to support the implementation of the National Preparedness System to address planning, organization, equipment, training, and exercise needs to prevent, protect against, mitigate, respond to, and recover from acts of terrorism and other catastrophic events. SHSP also provides funding to implement initiatives based on capability targets and gaps identified during the Threat and Hazard Identification and Risk Assessment (THIRA) process, and assessed in the State Preparedness Report (SPR).

*Urban Area Security Initiative (UASI)*³. The UASI program provides \$580,000,000 to address the unique planning, organization, equipment, training, and exercise needs of high-threat, high-density urban areas, and assists them in building an enhanced and sustainable capacity to prevent, protect against, mitigate, respond to, and recover from acts of terrorism and other catastrophic events.

Operation Stonegarden (OPSG). OPSG provides \$55,000,000 to enhance cooperation and coordination among local, tribal, territorial, state, and Federal law enforcement agencies in a joint mission to secure the United States' borders along routes of ingress from international borders to include travel corridors in states bordering Mexico and Canada, as well as states and territories with international water borders.

FY 2017 Emergency Management Performance Grant (EMPG) Program

The EMPG Program provides \$350,100,000 to assist state, local, and tribal governments for the purpose of providing a system of emergency preparedness for the protection of life and property in the United States from all hazards and to vest responsibility for emergency preparedness jointly in the Federal Government and the states and their political subdivisions. This total funding amount includes \$100,000 from the Disaster Relief Fund that FEMA makes available to the Federated States of Micronesia and the Republic of the Marshall Islands.

² The following FY 2017 grant programs are not part of this announcement and will be awarded separately: Assistance to Firefighters Grants (\$310,500,000), Staffing for Adequate Fire and Emergency Response Grants (\$345,000,000), and Fire Prevention and Safety Grants (\$34,500,000).

³ Per section 2006 of the *Homeland Security Act of 2002*, as amended (6 U.S.C. § 607), DHS/FEMA is required to ensure that at least 25 percent (25%) of grant funding appropriated for grants awarded under HSGP's authorizing statute are used for law enforcement terrorism prevention activities. DHS/FEMA meets this requirement, in part, by requiring all SHSP and UASI recipients to ensure that at least 25 percent (25%) of the combined HSGP funds allocated under SHSP and UASI are dedicated towards law enforcement terrorism prevention activities, as defined in 6 U.S.C. § 607. The LETPA allocation can be from SHSP, UASI, or both. This requirement does not include award funds from OPSG.

FY 2017 Tribal Homeland Security Grant Program (THSGP)

The THSGP provides \$10,000,000 to directly eligible tribes to support the building, sustainment, and delivery of core capabilities to enable tribes to strengthen their capacity to prevent, protect against, mitigate, respond to, and recover from potential terrorist attacks.

FY 2017 Nonprofit Security Grant Program (NSGP)

The NSGP provides \$25,000,000 in funding support for hardening and other physical security enhancements to nonprofit organizations that are at high risk of terrorist attack and located within the UASI-eligible Urban Areas. The program seeks to integrate the preparedness activities of nonprofit organizations that are at high risk of terrorist attack with broader state and local preparedness efforts. The NSGP also serves to promote coordination and collaboration in emergency preparedness activities among public and private community representatives, as well as state and local government agencies.

FY 2017 Transit Security Grant Program (TSGP)

The TSGP provides \$88,000,000 to support transportation infrastructure security activities. The TSGP provides funds to eligible publicly owned operators of public transportation (which includes intra-city bus, commuter bus, ferries, and all forms of passenger rail) to protect critical surface transportation infrastructure and the traveling public from acts of terrorism, and to increase the resilience of transit infrastructure.

FY 2017 Port Security Grant Program (PSGP)

The PSGP provides \$100,000,000 for transportation infrastructure security activities to implement Area Maritime Transportation Security Plans (AMSPs) and facility security plans among port authorities, facility operators, and state and local government agencies required to provide port security services. The purpose of the FY 2017 PSGP is to competitively award grant funding to support increased port-wide risk management; enhance domain awareness; conduct training and exercises; expand port recovery and resiliency capabilities; further capabilities to prevent, detect, respond to, and recover from attacks involving improvised explosive devices and other non-conventional weapons.

FY 2017 Intercity Passenger Rail (IPR) Program – Amtrak

In FY 2017, the IPR Program provides \$10,000,000 to the National Passenger Railroad Corporation (Amtrak) to protect critical surface transportation infrastructure and the traveling public from acts of terrorism, and to increase the resilience of the Amtrak rail system.

FY 2017 Intercity Bus Security Grant Program (IBSGP)

The IBSGP provides \$2,000,000 to owners and operators of intercity bus systems located within the UASI-eligible Urban Areas, to protect critical surface transportation infrastructure and the traveling public from acts of terrorism, and to increase the resilience of transit infrastructure.

FY 2017 State Homeland Security Program Allocations

State/Territory	FY 2017 Allocation	State/Territory	FY 2017 Allocation
Alabama	\$3,752,000	Montana	\$3,752,000
Alaska	\$3,752,000	Nebraska	\$3,752,000
American Samoa	\$857,600	Nevada	\$3,752,000
Arizona	\$4,551,000	New Hampshire	\$3,752,000
Arkansas	\$3,752,000	New Jersey	\$8,337,000
California	\$60,159,500	New Mexico	\$3,752,000
Colorado	\$3,963,000	New York	\$76,930,000
Connecticut	\$3,962,000	North Carolina	\$5,472,000
Delaware	\$3,752,000	North Dakota	\$3,752,000
District of Columbia	\$4,124,500	Northern Mariana Islands	\$857,600
Florida	\$11,023,500	Ohio	\$7,681,000
Georgia	\$6,790,000	Oklahoma	\$3,752,000
Guam	\$857,600	Oregon	\$3,822,100
Hawaii	\$3,752,000	Pennsylvania	\$10,037,500
Idaho	\$3,752,000	Puerto Rico	\$3,752,000
Illinois	\$16,391,500	Rhode Island	\$3,752,000
Indiana	\$3,962,000	South Carolina	\$3,752,000
Iowa	\$3,752,000	South Dakota	\$3,752,000
Kansas	\$3,752,000	Tennessee	\$3,962,000
Kentucky	\$3,962,000	Texas	\$21,481,000
Louisiana	\$3,962,000	U.S. Virgin Islands	\$857,600
Maine	\$3,752,000	Utah	\$3,752,000
Maryland	\$6,136,500	Vermont	\$3,752,000
Massachusetts	\$5,628,000	Virginia	\$7,428,500
Michigan	\$6,641,000	Washington	\$6,476,000
Minnesota	\$3,962,000	West Virginia	\$3,752,000
Mississippi	\$3,752,000	Wisconsin	\$3,962,000
Missouri	\$3,962,000	Wyoming	\$3,752,000
Total			\$402,000,000

FY 2017 Urban Area Security Initiative Allocations

State/Territory	Funded Urban Area	FY 2017 UASI Allocation
Arizona	Phoenix Area	\$5,180,000
California	Anaheim/Santa Ana Area	\$5,180,000
	Bay Area	\$27,536,000
	Los Angeles/Long Beach Area	\$68,110,000
	Riverside Area	\$2,837,000
	Sacramento Area	\$2,837,000
	San Diego Area	\$16,158,000
Colorado	Denver Area	\$2,837,000
District of Columbia	National Capital Region	\$52,809,000
Florida	Miami/Fort Lauderdale Area	\$5,180,000
	Tampa Area	\$2,837,000
Georgia	Atlanta Area	\$8,430,000
Illinois	Chicago Area	\$68,110,000
Indiana	Indianapolis Area	\$1,000,000
Maryland	Baltimore Area	\$4,212,000
Massachusetts	Boston Area	\$17,270,000
Michigan	Detroit Area	\$5,180,000
Minnesota	Twin Cities Area	\$5,180,000
Missouri	St. Louis Area	\$2,837,000
Nevada	Las Vegas Area	\$2,837,000
New Jersey	Jersey City/Newark Area	\$20,034,000
New York	New York City Area	\$178,123,000
North Carolina	Charlotte Area	\$2,837,000
Ohio	Cleveland Area	\$2,837,000
Oregon	Portland Area	\$2,837,000
Pennsylvania	Philadelphia Area	\$17,763,000
	Pittsburgh Area	\$2,837,000
Texas	Dallas/Fort Worth/Arlington Area	\$14,802,000
	Houston Area	\$23,193,000
	San Antonio Area	\$1,000,000
Utah	Salt Lake City Area	\$1,000,000
Virginia	Hampton Roads Area	\$1,000,000
Washington	Seattle Area	\$5,180,000
Total		\$580,000,000

FY 2017 Operation Stonegarden Awards

State/Territory	FY 2017 Award
Alabama	\$120,000
Arizona	\$11,800,000
California	\$9,200,000
Florida	\$1,135,172
Idaho	\$35,000
Louisiana	\$220,000
Maine	\$900,000
Michigan	\$893,000
Minnesota	\$510,000
Mississippi	\$150,000
Montana	\$1,058,250
New Hampshire	\$160,000
New Mexico	\$2,720,000
New York	\$1,822,000
North Dakota	\$653,000
Ohio	\$755,000
Pennsylvania	\$130,000
Puerto Rico	\$1,004,828
Texas	\$19,730,000
U.S. Virgin Islands	\$120,000
Vermont	\$334,899
Washington	\$1,548,851
Total	\$55,000,000

FY 2017 Emergency Management Performance Grant Program Allocations

State/Territory	Allocation	State/Territory	Allocation
Alabama	\$5,749,059	Nevada	\$4,513,618
Alaska	\$3,101,574	New Hampshire	\$3,482,438
Arizona	\$7,077,342	New Jersey	\$8,370,698
Arkansas	\$4,544,574	New Mexico	\$3,961,791
California	\$27,838,209	New York	\$15,308,867
Colorado	\$6,184,104	North Carolina	\$9,143,036
Connecticut	\$4,922,421	North Dakota	\$3,111,889
Delaware	\$3,236,582	Ohio	\$10,085,775
District of Columbia	\$3,062,566	Oklahoma	\$5,145,395
Florida	\$15,865,902	Oregon	\$5,254,537
Georgia	\$9,248,118	Pennsylvania	\$10,837,260
Hawaii	\$3,542,668	Rhode Island	\$3,303,621
Idaho	\$3,706,206	South Carolina	\$5,811,896
Illinois	\$10,848,380	South Dakota	\$3,180,945
Indiana	\$6,885,903	Tennessee	\$6,897,557
Iowa	\$4,638,646	Texas	\$20,523,217
Kansas	\$4,492,568	Utah	\$4,585,024
Kentucky	\$5,475,198	Vermont	\$3,026,223
Louisiana	\$5,632,382	Virginia	\$8,028,530
Maine	\$3,480,308	Washington	\$7,306,624
Maryland	\$6,489,811	West Virginia	\$3,801,253
Massachusetts	\$7,000,712	Wisconsin	\$6,337,094
Michigan	\$9,002,685	Wyoming	\$3,001,111
Minnesota	\$6,170,876	Puerto Rico	\$4,816,336
Mississippi	\$4,544,881	U.S. Virgin Islands	\$941,133
Missouri	\$6,538,987	American Samoa	\$909,813
Montana	\$3,294,688	Guam	\$979,541
Nebraska	\$3,850,082	Northern Mariana Islands	\$909,346
Total			\$350,000,000

Pursuant to Article X of the Federal Programs and Services Agreement of the *Compact of Free Association Act* (Pub. L. No. 108-188), a set amount of funds (\$100,000 total) are also available from the Disaster Relief Fund for the Federated States of Micronesia and for the Republic of the Marshall Islands in the following amounts:

Territory	Allocation
Republic of the Marshall Islands	\$50,000
Federated States of Micronesia	\$50,000
Total	\$100,000

FY 2017 Tribal Homeland Security Grant Program Awards

State	Tribe	Award
Alaska	Native Village of Scammon Bay	\$308,854
Arizona	Fort McDowell Yavapai Nation	\$632,500
Arizona	Gila River Indian Community	\$1,275,000
Arizona	Salt River Pima-Maricopa Indian Community	\$50,000
California	Karuk Tribe	\$392,288
California	Morongo Band of Mission Indians	\$744,003
California	Pauma Band of Mission Indians	\$228,375
California	San Manuel Band of Mission Indians	\$640,206
California	Tolowa Dee-ni' Nation	\$365,500
Connecticut	Mashantucket Pequot Tribal Nation	\$93,134
Connecticut	Mohegan Tribe of Connecticut	\$53,000
Idaho	Nez Perce Tribe	\$115,105
Massachusetts	Mashpee Wampanoag Tribe	\$568,708
Minnesota	Leech Lake Band of Ojibwe	\$148,768
Minnesota	Prairie Island Indian Community	\$625,250
New York	Seneca Nation of Indians	\$340,000
Oklahoma	Cherokee Nation	\$818,347
Oklahoma	Choctaw Nation of Oklahoma	\$327,069
Oklahoma	Citizen Potawatomi Nation	\$771,902
Oregon	Confederated Tribes of the Grand Ronde	\$347,162
Washington	Puyallup Tribal Council	\$304,987
Washington	Sauk-Suiattle Indian Tribe of Washington	\$418,800
Washington	Shoalwater Bay Indian Tribe	\$213,042
Washington	Suquamish Indian Tribe of the Port Madison Reservation	\$218,000
Total		\$10,000,000

FY 2017 Nonprofit Security Grant Program Awards by Urban Area

State/Territory	Urban Area	Award by Urban Area
Arizona	Phoenix Area	\$408,758
California	Anaheim/Santa Ana Area	\$373,694
California	Bay Area	\$951,170
California	Los Angeles/Long Beach Area	\$1,872,815
California	Sacramento Area	\$178,860
California	San Diego Area	\$801,500
District of Columbia	National Capital Region Area	\$920,500
Florida	Miami/Fort Lauderdale Area	\$2,024,450
Florida	Tampa Area	\$218,500
Georgia	Atlanta Area	\$760,496
Illinois	Chicago Area	\$1,929,000
Indiana	Indianapolis Area	\$121,490
Maryland	Baltimore Area	\$617,573
Massachusetts	Boston Area	\$225,000
Michigan	Detroit Area	\$1,023,700
Minnesota	Twin Cities Area	\$150,000
Missouri	St. Louis Area	\$75,000
New Jersey	Jersey City/Newark Area	\$3,814,953
New York	New York City Area	\$6,724,346
Ohio	Cleveland Area	\$75,000
Oregon	Portland Area	\$75,000
Pennsylvania	Philadelphia Area	\$539,735
Pennsylvania	Pittsburgh Area	\$95,550
Texas	Dallas/Fort Worth/Arlington Area	\$225,000
Texas	Houston Area	\$599,910
Virginia	Hampton Roads Area	\$75,000
Washington	Seattle Area	\$123,000
Total		\$25,000,000

FY 2017 Nonprofit Security Grant Program Awards by State

State/Territory	Award by State
Arizona	\$408,758
California	\$4,178,039
District of Columbia	\$920,500
Florida	\$2,242,950
Georgia	\$760,496
Illinois	\$1,929,000
Indiana	\$121,490
Maryland	\$617,573
Massachusetts	\$225,000
Michigan	\$1,023,700
Minnesota	\$150,000
Missouri	\$75,000
New Jersey	\$3,814,953
New York	\$6,724,346
Ohio	\$75,000
Oregon	\$75,000
Pennsylvania	\$635,285
Texas	\$824,910
Virginia	\$75,000
Washington	\$123,000
Total	\$25,000,000

FY 2017 Transit Security Grant Program Awards

State	Agency	FY 2017 Award
California	Los Angeles County Metropolitan Transportation Authority	\$675,000
California	Orange County Transportation Authority	\$75,000
California	Sacramento Regional Transit District	\$63,805
California	San Francisco Bay Area Rapid Transit District (BART)	\$8,798,769
California	San Francisco Municipal Transportation Agency (SFMTA)	\$2,594,744
District of Columbia	Washington Metropolitan Area Transit Authority	\$1,750,000
Florida	Broward County	\$596,949
Florida	Miami Dade County	\$187,890
Georgia	Metropolitan Atlanta Rapid Transit Authority (MARTA)	\$1,000,000
Hawaii	City and County of Honolulu Department of Transportation Services	\$30,000
Illinois	Chicago Transit Authority (CTA)	\$10,221,237
Massachusetts	Massachusetts Bay Transportation Authority (MBTA)	\$9,300,000
Maryland	Maryland Transit Administration (MTA)	\$1,844,113
Minnesota	Metro Transit	\$459,704
New Jersey	Delaware River Port Authority (DRPA)	\$3,175,909
New Jersey	New Jersey Transit	\$16,323,464
New Jersey	Port Authority of New York and New Jersey (PANYNJ)	\$2,300,000
New York	Metropolitan Transportation Authority (MTA)	\$20,993,872
Ohio	The Greater Cleveland Regional Transit Authority	\$598,333
Oregon	Tri-County Metropolitan Transportation District (Tri-Met)	\$625,850
Pennsylvania	Southeastern Pennsylvania Transportation Authority	\$3,777,548
Texas	Dallas Area Rapid Transit (DART)	\$378,724
Utah	Utah Transit Authority	\$30,000
Washington	Central Puget Sound Regional Transit Authority (Sound Transit)	\$662,138
Washington	King County Department of Transportation	\$1,321,071
Wisconsin	Milwaukee County Transit System	\$215,880
Total		\$88,000,000

FY 2017 Port Security Grant Program Awards

State	Port Area	Grant Recipient	FY 2017 Award
Alabama	Mobile, AL	Mobile, City of	\$501,821
California	Los Angeles-Long Beach	APM Terminals	\$775,936
California	Los Angeles-Long Beach	Carnival Corporation	\$1,372,500
California	Los Angeles-Long Beach	Eagle Marine Services, Ltd.	\$360,000
California	Los Angeles-Long Beach	Everport Terminal Services, Inc.	\$843,750
California	Los Angeles-Long Beach	Long Beach Container Terminal, LLC	\$1,219,009
California	Los Angeles-Long Beach	Long Beach Fire Department	\$205,500
California	Los Angeles-Long Beach	Long Beach Harbour Department	\$2,760,000
California	Los Angeles-Long Beach	Long Beach Police Department	\$1,470,000
California	Los Angeles-Long Beach	Los Angeles County	\$555,000
California	Los Angeles-Long Beach	Los Angeles Harbour Department	\$1,875,000
California	Los Angeles-Long Beach	Marine Exchange of Los Angeles-Long Beach Harbor, Inc.	\$311,100
California	Port Hueneme, CA	Hueneme - Oxnard Harbor District, Port of	\$42,000
California	San Diego, CA	San Diego Unified Port District	\$1,338,017
California	San Francisco Bay	IMTT Holdings, LLC	\$78,308
California	San Francisco Bay	Marin County	\$401,002
California	San Francisco Bay	Oakland, Port of	\$1,824,201
California	San Francisco Bay	San Francisco, City and County of	\$165,000
California	San Francisco Bay	South Marin County Fire Department	\$734,522
California	San Francisco Bay	Stockton, City of	\$44,317
California	San Francisco Bay	Stockton, Port of	\$1,030,673
Connecticut	Long Island Sound	Branford Fire Department	\$66,576
Connecticut	Long Island Sound	Bridgeport, City of	\$253,297
Connecticut	Long Island Sound	Cross Sound Ferry	\$25,000
Connecticut	Long Island Sound	JDZ Marine, LLC dba TowBoatUS Mystic	\$18,709
Connecticut	Long Island Sound	Mystic Fire Department	\$20,250
Connecticut	Long Island Sound	New Haven, City of	\$386,791
Connecticut	Long Island Sound	Norwich, City of	\$253,856
Connecticut	Long Island Sound	Old Mystic Fire District	\$105,253
Connecticut	Long Island Sound	Town of Fairfield	\$60,944
Connecticut	Long Island Sound	Town of Stratford, CT	\$11,250
Delaware	Delaware Bay	Delaware City Refining Company, LLC	\$288,280
Delaware	Delaware Bay	Wilmington, City of	\$82,500
Florida	Jacksonville, FL	Ceres Terminals, Inc.	\$30,540
Florida	Jacksonville, FL	Jacksonville Port Authority	\$573,750
Florida	Jacksonville, FL	Jacksonville, City of	\$909,980
Florida	Miami, FL	Miami Dade County	\$278,584
Florida	Miami, FL	Miami-Dade Fire Rescue Department	\$1,537,425
Florida	Panama City, FL	Panama City, City of	\$36,525
Florida	Pensacola, FL	Pensacola, City of	\$315,375
Florida	Port Canaveral, FL	Canaveral Port Authority	\$999,101
Florida	Port Everglades, FL	Broward Sheriff's Office	\$646,121
Florida	Tampa Bay	Gulf Marine Repair Corporation	\$43,808
Florida	Tampa Bay	Hillsborough County	\$208,191
Florida	Tampa Bay	Manatee County Port Authority	\$946,950
Florida	Tampa Bay	Tampa Port Authority	\$682,500
Florida	Tampa Bay	Tampa, City of	\$7,000
Georgia	Savannah, GA	Georgia Ports Authority	\$937,500
Georgia	Savannah, GA	River Street River Boat Company	\$304,574
Guam	Apra Harbor, Guam	Guam Port Authority	\$620,269
Hawaii	Hilo, HI	Hawaii Department of Defense	\$337,550

State	Port Area	Grant Recipient	FY 2017 Award
Illinois	Southern Tip Lake Michigan	Chicago Office of Emergency Management	\$1,451,538
Illinois	Southern Tip Lake Michigan	Chicago Police	\$596,471
Illinois	Southern Tip Lake Michigan	Chicago, City of	\$206,504
Illinois	Southern Tip Lake Michigan	Cook County	\$80,175
Illinois	Southern Tip Lake Michigan	IMTT Holdings, LLC	\$81,804
Illinois	Southern Tip Lake Michigan	Village of Romeoville	\$6,900
Illinois	Southern Tip Lake Michigan	Will County Sheriff's Office (WCSO)	\$49,298
Illinois	St. Louis, MO and IL	Madison Fire Department	\$24,675
Indiana	Cincinnati, OH	Indiana Department of Natural Resources	\$45,750
Indiana	Louisville, KY	Clark County	\$342,970
Indiana	Louisville, KY	Indiana Department of Natural Resources	\$45,750
Indiana	Louisville, KY	Jeffersonville, City of	\$70,851
Indiana	Mount Vernon, IN	Indiana Department of Natural Resources	\$19,500
Indiana	Southern Tip Lake Michigan	Indiana Department of Natural Resources	\$60,750
Indiana	Southern Tip Lake Michigan	United States Steel Corporation	\$1,087,500
Kentucky	Cincinnati, OH	Covington, City of	\$21,527
Kentucky	Louisville, KY	Louisville, City of	\$525,000
Louisiana	Lake Charles, LA	Calcasieu Parish Police Jury	\$118,725
Louisiana	Lake Charles, LA	Calcasieu Parish Sheriff's Office	\$1,189,000
Louisiana	Lake Charles, LA	Lake Charles, City of	\$24,175
Louisiana	Lake Charles, LA	Louisiana State Police	\$25,000
Louisiana	New Orleans	East Baton Rouge Sheriff's Office JTF7	\$165,509
Louisiana	New Orleans	Ergon	\$22,984
Louisiana	New Orleans	Greater Baton Rouge, Port of	\$347,580
Louisiana	New Orleans	IMTT Holdings, LLC	\$981,488
Louisiana	New Orleans	Jefferson Parish Fire Department	\$193,720
Louisiana	New Orleans	Jefferson Parish Sheriff's Office	\$112,332
Louisiana	New Orleans	Louisiana State Police	\$25,000
Louisiana	New Orleans	New Orleans, City of	\$112,500
Louisiana	New Orleans	New Orleans, Port of	\$80,622
Louisiana	New Orleans	NuStar Energy LP	\$131,250
Louisiana	New Orleans	Plaquemines Parish Sheriff's Office	\$303,339
Louisiana	New Orleans	Plaquemines Port Harbor and Terminal District	\$12,000
Louisiana	New Orleans	Public Belt Railroad Commission - New Orleans	\$77,703
Louisiana	New Orleans	South Louisiana, Port of	\$665,199
Louisiana	New Orleans	St. Bernard Port Harbor And Terminal District	\$1,796,125
Louisiana	New Orleans	St. Charles Parish Sheriff's Office	\$855,831
Maryland	Baltimore, MD	AMPORTS, Inc.	\$25,000
Maryland	Baltimore, MD	Baltimore Police Department	\$100,000
Maryland	Baltimore, MD	Ceres Terminals, Inc.	\$50,567
Maryland	Baltimore, MD	Maryland Port Administration	\$892,200
Maryland	Baltimore, MD	Maryland State Police	\$292,377
Maryland	Baltimore, MD	Maryland Transportation Authority Police	\$73,892
Maryland	Baltimore, MD	NuStar Energy LP	\$93,750
Massachusetts	Boston, MA	Boston Marine Incident Resource and Training	\$24,000
Massachusetts	Boston, MA	Boston Police	\$115,872
Massachusetts	Boston, MA	Boston Public Health Commission	\$45,000
Massachusetts	Boston, MA	Braintree Fire Department	\$24,400
Massachusetts	Boston, MA	Massachusetts Environmental Police	\$116,350
Massachusetts	Boston, MA	Massachusetts Port Authority	\$955,124
Massachusetts	Boston, MA	Massachusetts State Police	\$24,990
Massachusetts	Boston, MA	Quincy Police Department	\$24,999
Massachusetts	Boston, MA	Town of Weymouth	\$758,704

State	Port Area	Grant Recipient	FY 2017 Award
Massachusetts	Nantucket Sound, MA	Woods Hole, Martha's Vineyard and Nantucket Steamship Authority	\$614,010
Michigan	Detroit, MI	Detroit Riverfront Conservancy	\$33,434
Michigan	Detroit, MI	Detroit, City of	\$226,258
Michigan	Detroit, MI	Detroit/Wayne County Port Authority	\$585,900
Michigan	Detroit, MI	Michigan State Police	\$106,429
Michigan	St. Clair River, MI	St. Clair County	\$592,650
Minnesota	Minneapolis-St. Paul	Minnesota Department of Natural Resources	\$179,550
Minnesota	Minneapolis-St. Paul	St. Paul, City of	\$799,968
New Jersey	Delaware Bay	Camden County Sheriff's Office	\$55,125
New Jersey	Delaware Bay	New Jersey Department of Law and Public Safety	\$939,623
New Jersey	Delaware Bay	Paulsboro Refining Company, LLC	\$242,001
New Jersey	New York, NY and NJ	Bayonne Fire Department	\$124,012
New Jersey	New York, NY and NJ	Borough of Edgewater	\$26,809
New Jersey	New York, NY and NJ	Cape Liberty Cruise Port	\$126,962
New Jersey	New York, NY and NJ	Jersey City, City of	\$19,600
New Jersey	New York, NY and NJ	Kuehne Chemical Company, Inc.	\$105,000
New Jersey	New York, NY and NJ	Maher 1210 Corbin, LLC	\$105,402
New Jersey	New York, NY and NJ	New Jersey Department of Law and Public Safety	\$902,123
New Jersey	New York, NY and NJ	New York and New Jersey, Port Authority of	\$350,000
New Jersey	New York, NY and NJ	Newark, City of	\$139,928
New Jersey	New York, NY and NJ	North Hudson Regional Fire and Rescue	\$72,893
New Jersey	New York, NY and NJ	Palisades Interstate Parkway Police Department	\$164,250
New Jersey	New York, NY and NJ	Perth Amboy, City of	\$232,500
New York	Long Island Sound	New York State Department of Environmental Conservation	\$565,000
New York	Long Island Sound	Town of Smithtown	\$282,312
New York	New York, NY and NJ	HNY (Hornblower) Ferry, LLC	\$24,375
New York	New York, NY and NJ	Nassau County, NY	\$64,650
New York	New York, NY and NJ	New York City Department of Transportation	\$643,450
New York	New York, NY and NJ	New York City Fire Department	\$5,246,364
New York	New York, NY and NJ	New York City Police Department (NYPD)	\$10,834,038
New York	New York, NY and NJ	New York State Department of Environmental Conservation	\$25,000
New York	New York, NY and NJ	New York State Division of Military and Naval Affairs	\$138,750
New York	New York, NY and NJ	Ports America, Inc.	\$343,125
North Carolina	Wilmington, NC	New Hanover County Sheriff's Office	\$165,635
North Carolina	Wilmington, NC	North Carolina Wildlife Resources Commission	\$177,398
Ohio	Cincinnati, OH	Cincinnati, City of	\$112,875
Ohio	Cleveland, OH	Cleveland Metropolitan Park District	\$16,382
Ohio	Cleveland, OH	Cleveland, City of	\$518,928
Ohio	Cleveland, OH	Ohio Department of Natural Resources	\$6,000
Ohio	Huntington - Tristate	Ergon	\$19,332
Oregon	Columbia-Snake River System	Astoria, Port of	\$214,898
Oregon	Columbia-Snake River System	Maritime Fire and Safety Association	\$195,319
Oregon	Columbia-Snake River System	Portland, Port of	\$1,252,800
Pennsylvania	Delaware Bay	Greenwich Terminals, LLC	\$502,181
Pennsylvania	Delaware Bay	Kinder Morgan	\$183,750
Pennsylvania	Delaware Bay	Maritime Exchange for the Delaware River and Bay, Inc.	\$97,359
Pennsylvania	Delaware Bay	Monroe Energy, LLC	\$956,234
Pennsylvania	Delaware Bay	Philadelphia Fire Department	\$660,732
Pennsylvania	Delaware Bay	Philadelphia Police Department	\$120,000
Pennsylvania	Delaware Bay	Philadelphia Regional Port Authority	\$48,000

State	Port Area	Grant Recipient	FY 2017 Award
Pennsylvania	Pittsburgh, PA	United States Steel Corporation	\$562,500
Puerto Rico	San Juan, PR	Puerto Rico Port Authority	\$750,000
Rhode Island	Narragansett/Mt. Hope Bays	Rhode Island Emergency Management Agency	\$456,154
Rhode Island	Narragansett/Mt. Hope Bays	State of Rhode Island and Providence Plantations	\$100,000
Rhode Island	Narragansett/Mt. Hope Bays	Town of Bristol	\$300,000
South Carolina	Charleston, SC	Charleston County	\$82,500
South Carolina	Charleston, SC	Charleston, City of	\$486,187
South Carolina	Charleston, SC	Maritime Association of South Carolina	\$452,576
South Carolina	Charleston, SC	Moran Towing Corporation	\$48,000
South Carolina	Charleston, SC	South Carolina Department of Natural Resources Law Enforcement Division	\$511,500
South Carolina	Charleston, SC	South Carolina State Ports Authority	\$60,000
Tennessee	Memphis, TN	Memphis, City of	\$335,494
Tennessee	Nashville, TN	Tennessee Wildlife Resources Agency	\$174,750
Texas	Corpus Christi, TX	Aransas Pass, City of	\$48,000
Texas	Corpus Christi, TX	Texas Parks and Wildlife Department	\$377,002
Texas	Houston-Galveston	Board of Trustees of the Galveston Wharves	\$841,076
Texas	Houston-Galveston	Enterprise Products	\$989,779
Texas	Houston-Galveston	Galveston County	\$75,200
Texas	Houston-Galveston	Harris County	\$2,104,784
Texas	Houston-Galveston	Houston Authority, Port of	\$1,258,399
Texas	Houston-Galveston	Houston, City of	\$2,672,646
Texas	Houston-Galveston	Intercontinental Terminals Co., LLC	\$131,512
Texas	Houston-Galveston	Kinder Morgan	\$637,500
Texas	Houston-Galveston	Texas Parks and Wildlife Department	\$252,000
Texas	Sabine-Neches River	Beaumont, City of	\$773,587
Texas	Sabine-Neches River	Enterprise Products	\$590,460
Texas	Sabine-Neches River	Jefferson County, Texas	\$903,333
Texas	Sabine-Neches River	Orange County	\$44,839
Texas	Sabine-Neches River	Port Arthur Navigation District, Port of	\$280,456
Texas	Sabine-Neches River	South East Texas Regional Planning Commission	\$303,025
Texas	Sabine-Neches River	Texas Parks and Wildlife Department	\$11,000
Virginia	Baltimore, MD	Alexandria, City of	\$282,107
Virginia	Hampton Roads	Hampton, City of	\$308,049
Virginia	Hampton Roads	IMTT Holdings, LLC	\$198,071
Virginia	Hampton Roads	Norfolk, City of	\$211,602
Virginia	Hampton Roads	Portsmouth, City of	\$92,360
Virginia	Hampton Roads	Suffolk, City of	\$122,187
Virginia	Hampton Roads	Virginia Marine Resources Commission	\$309,956
Virginia	Hampton Roads	Virginia Port Authority	\$1,526,524
Washington	Puget Sound	Alaska Railroad Corporation	\$8,905
Washington	Puget Sound	Bellingham, City of	\$194,456
Washington	Puget Sound	Everett, City of	\$251,929
Washington	Puget Sound	King County Sheriff's Department	\$881,390
Washington	Puget Sound	Olympia, Port of	\$140,683
Washington	Puget Sound	Port Angeles, Port of	\$102,225
Washington	Puget Sound	Seattle, City of	\$2,115,487
Washington	Puget Sound	Tacoma, City of	\$725,243
Washington	Puget Sound	Washington State Patrol	\$697,949
Washington DC	Baltimore, MD	Government of the District of Columbia	\$386,297
West Virginia	Huntington - Tristate	West Virginia Division of Natural Resources	\$200,632
Total			\$100,000,000

FY 2017 Intercity Bus Security Grant Program Awards

State	Agency	FY 2017 Award
Alabama	Colonial Trailways	\$73,286
Georgia	Harmon Bros. Charter Service, Inc.	\$69,067
Illinois	Anchor Tours, Inc.	\$31,161
Kentucky	Shockey Tours, Inc.	\$30,165
Maine	Isherwood Enterprises, Inc. dba Custom Coach of Portland	\$52,194
Maryland	Keller Transportation, Inc.	\$210,591
Massachusetts	Joseph's Transportation, Inc.	\$52,194
Minnesota	Richfield Bus Company DBA Bloomington Charter Service	\$119,404
New Jersey	Academy Express, LLC	\$207,000
New York	Adirondack Transit Lines, Inc.	\$180,287
New York	Monsey New Square Trails, Inc.	\$13,182
Pennsylvania	David Thomas Tours, Inc.	\$183,990
South Carolina	Champion Coach, Inc.	\$52,194
Texas	Greyhound Lines, Inc.	\$481,630
Virginia	QT Transport, Inc.	\$43,758
Virginia	D C Trails, Inc.	\$85,940
Virginia	Quick-livick, Incorporated dba Quick's Bus Company	\$32,235
Virginia	Fun Tours, Incorporated	\$81,722
Total		\$2,000,000